



# J-Fill®


## Application Procedures




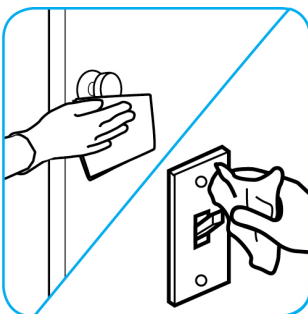
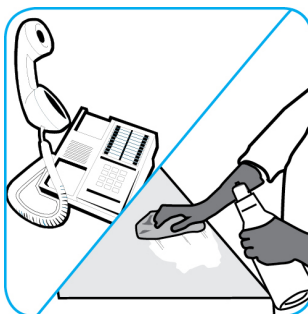
**Use Virex® II 256 One-Step Disinfectant Cleaner and Deodorant to clean restroom toilets, sinks, floors and walls.**



Apply use-solution to hard, nonporous surfaces. Thoroughly wet surface with a cloth, mop, sponge, sprayer or by immersion. Allow to remain wet for 10 minutes. Wipe dry or allow to air dry.



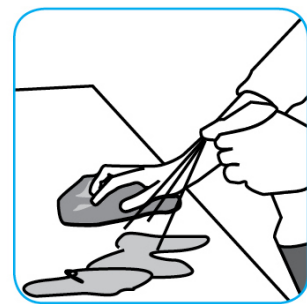
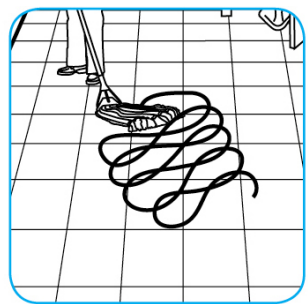
**Use Alpha-HP® Multi-Surface Disinfectant Cleaner to clean, disinfect and deodorize in one easy step.**



Apply use-solution to hard, nonporous surfaces. Thoroughly wet surface with a cloth, mop, sponge, sprayer or by immersion. Allow to remain wet. Wipe dry or allow to air dry. See product label for complete directions.



**Use Shockwave™/MC Heavy Duty Degreaser to remove grease, oil and other tough-to-remove soils from floors, walls and countertops.**



Apply cleaning solution to surfaces/floors to be cleaned. Let the cleaning solution stand for several minutes. Wipe with a clean dry cloth, sponge or mop. If contact with a food surface occurs rinse with potable water.

**Questions: 1-800-558-2332**

**Always wear personal protective equipment.**

