



# J-Fill®

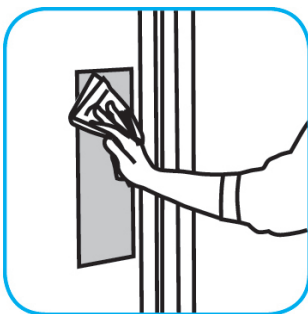
## Application Procedures

**Use Stride® Citrus HC Neutral Cleaner to clean floors and other hard surfaces.**



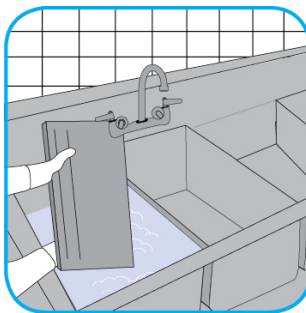
Fill mop bucket, spray bottle or automatic scrubbing machine from dispenser. Apply to surfaces to be cleaned. For auto scrubber use, trail mop behind machine to pick up any excess solution. Allow to dry.

**Use Virex® II 256 One-Step Disinfectant Cleaner and Deodorant to clean restroom toilets, sinks, floors and walls.**



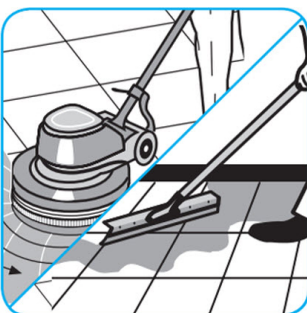
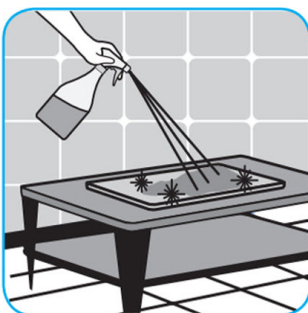
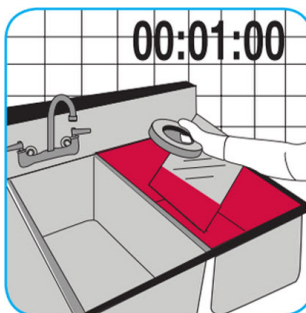
Apply use-solution to hard, nonporous surfaces. Thoroughly wet surface with a cloth, mop, sponge, sprayer or by immersion. Allow to remain wet for 10 minutes. Wipe dry or allow to air dry.

**Use Pan-Clean™/MC General Purpose Pot and Pan Detergent to clean pots, pans, utensils, glassware and other equipment.**



Dilute with hot water. Soak pots, pans, utensils, glassware and other equipment for 5 to 10 minutes. Scrub to remove grease and other food soils. Rinse thoroughly with potable water.

**Use J-512™/MC Sanitizer to sanitize washable hard, non-porous surfaces.**



Apply use-solution to washable hard, non-porous surfaces: dishes, glassware, silverware, cooking utensils and plastic and other non-porous cutting boards. Spray or immerse objects for 1-2 minutes. Allow to air dry. See product label for complete directions.

## Questions: 1-800-558-2332

Always wear personal protective equipment.