

Application Procedures




Use Oxivir® Five 16 Concentrate One Step Disinfectant Cleaner to clean and disinfect hard, non-porous surfaces.



Apply use solution. Let stand for 5 minutes. Wipe or allow to air dry.



Use Avert™ Sporicidal Disinfectant Cleaner Wipes to clean, disinfect and deodorize hard, nonporous surfaces in one labor saving step with no rinsing required.



Pre-clean heavily soiled areas. Wipe the surface evenly until visibly wet, and wait for the appropriate contact time (1 minute for most common microorganisms, 4 minutes for *C. difficile*). All surfaces must remain visibly wet for 1 minute (4 minutes for *C. difficile*). If required, wipe surfaces with a clean, damp cloth and let air dry.




Use Glance® NA Glass and Multi-Purpose Cleaner to clean mirror, chrome and glass surfaces.



Spray onto surface. Wipe with a clean cloth or towel.




Use Prominence™/MC Heavy Duty Cleaner to remove soil from floors without dulling the appearance of the floor finish.



Dilute with cold water. For daily cleaning, use a spray bottle, mop and bucket or fill auto scrubber and use red pads. For Deep Scrubbing, fill auto scrubber and use green or blue pads. Pick up soil and excess cleaner with a tightly wrung out cleaning mop or cloth.



Use Crew Clinging Toilet Bowl Cleaner to clean and disinfect toilets and urinals.



Apply product to toilet bowl side or to urinal surfaces. Scrub entire unit, especially under the rim at water outlets. Wait one minute, then flush.



Use Crew® Bathroom Cleaner and Scale Remover to remove soap scum and hard water deposits. Do not use on natural wood or marble.



Dilute with cold water. Dispense use-solution into trigger spray or flip top bottle as needed. Apply with a damp cloth or directly on surface to be cleaned. Loosen soil with rubbing action. Rinse with cold water.

Questions: 1-800-558-2332

Always wear personal protective equipment.