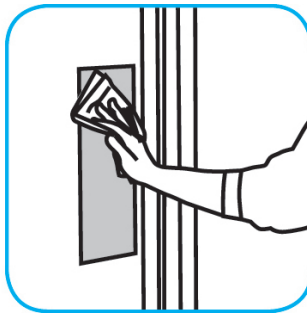


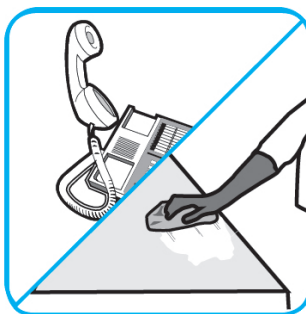

Application Procedures

Use Virex® Plus One-Step Disinfectant Cleaner and Deodorant to clean restroom toilets, sinks, floors and walls.



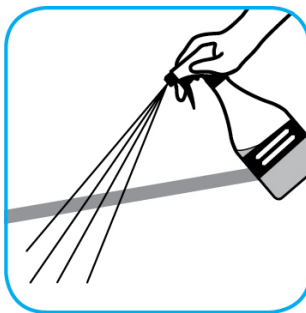
Apply use-solution to hard, nonporous surfaces. Thoroughly wet surface with a cloth, mop, sponge, sprayer or by immersion. Allow to remain wet for 3 minutes. Wipe dry or allow to air dry.

Use Oxivir® Tb one-step cleaner disinfectant to wipe hard, non-porous surfaces.



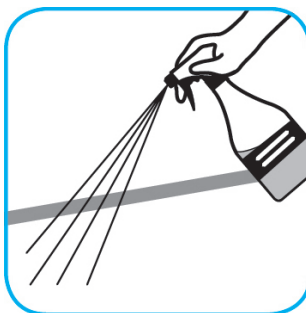
Pull wipe from canister, wipe surfaces, allowing them to stay wet for one minute. Allow to air dry or rinse according to use instructions on some surfaces.

Use Alpha-HP® Multi-Surface Cleaner to clean hard surfaces and carpet.



Spray onto surface. Wipe with a clean cloth or towel. For Carpet Spotting: Apply to carpet spot, agitate and rinse with water. For Prespray Cleaning: Apply product to area to be cleaned using a pressurized hand held sprayer. Extract thoroughly with water.

Use BreakDown™/MC Odor Eliminator Concentrate to treat malodors on carpet and hard surfaces.



For daily cleaning: use a spray bottle or mop and bucket to apply the use-solution to a surface, let the product dwell for best performance. For deodorizing: spray directly onto floors, urinals, toilets, trash receptacles and other surfaces. For use as a carpet spotter, apply to carpet, agitate and rinse with water. Do not spray into the air or use as an air freshener.

Questions: 1-800-558-2332

Always wear personal protective equipment.