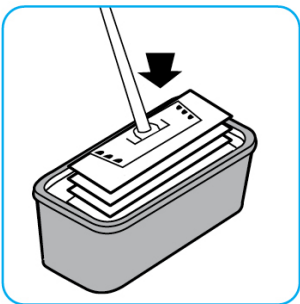
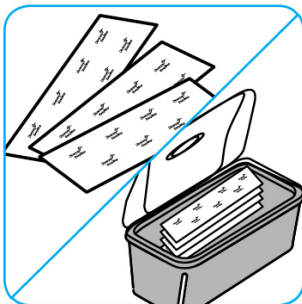




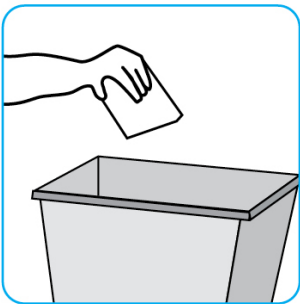
Application Procedures

Use EasyMop Single-use Microfiber Mop for high-efficiency cleaning on all types of surfaces.



Remove mops from packaging and place them on their side in the mop box. Using measuring jug, dampen dry mops with recommended quantity of cleaning solution. Dosing instructions to pre-wet mops: 110 mL per 40 cm mop, 25 mops 88 oz. (0.69 gallons). Attach the mop to the mop head and commence cleaning.

Use EasyWipe for streamlined, effective surface cleaning and disinfection.



Remove bucket lid. Add 16 ounces of selected disinfectant or cleaner solution to an empty EasyWipe System container. Place a new roll of EasyWipe wipes into the container to absorb the solution. After allowing one minute for the initial solution to be absorbed into the roll of wipes, add an additional 48 ounces of selected chemical solution (64 ounces total) to the EasyWipe System container. Feed wipes from center of roll through lid opening. Close lid. Dispense wipe and clean surfaces. If wipe is too wet, squeeze excess on surface to be cleaned. Dispose of visibly soiled wipes. Dispense a new wipe when moving to clean a different surface.

Questions: 1-800-558-2332

Always wear personal protective equipment.