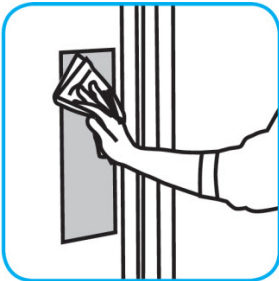




RTD[®]

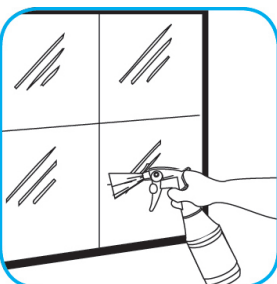
Application Procedures

Use Oxivir[®] Plus Disinfectant Cleaner Concentrate to clean and disinfect hard, non-porous surfaces.



Apply use solution. Let stand for 5 minutes. Wipe or allow to air dry.

Use Glance[®] NA Glass and Multi-Purpose Cleaner to clean mirror, chrome and glass surfaces.




Spray onto surface. Wipe with a clean cloth or towel.

Use Crew[®] Bathroom Cleaner and Scale Remover as a non-corrosive formula deep cleans dirt and soap scum from bathroom and shower tiles, fixtures and most washable surfaces.



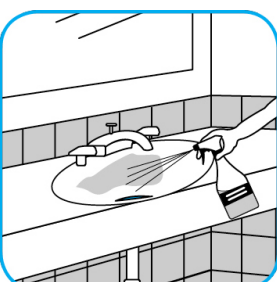
Apply to surfaces to be cleaned. Wipe with soft cloth or towel to remove soil and to dry. See label on original container for complete directions for use and additional information.

Use Prominence[™]/MC Heavy Duty Cleaner to remove soil from floors without dulling the appearance of the floor finish.



Dilute with cold water. For daily cleaning, use a spray bottle, mop and bucket or fill auto scrubber and use red pads. For Deep Scrubbing, fill auto scrubber and use green or blue pads. Pick up soil and excess cleaner with a tightly wrung out cleaning mop or cloth.

Use PERdiem[™]/MC General Purpose Cleaner with Hydrogen Peroxide to clean hard surfaces as well as carpet.



Fill mop bucket, spray bottle or automatic scrubbing machine from dispenser. Apply to surfaces to be cleaned. For use as a carpet spotter, prespray or extraction cleaner, apply to carpet, agitate and rinse with water. For autoscrubber use, trail mop behind machine to pick up any excess solution. Allow to dry.

Questions: 1-800-558-2332

Always wear personal protective equipment.