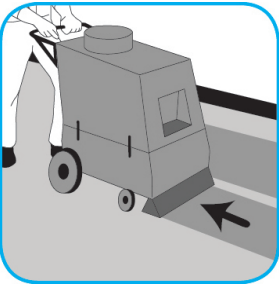





# Application Procedures

## Use Extraction SC as a prespray, bonnet buff or extraction cleaner.



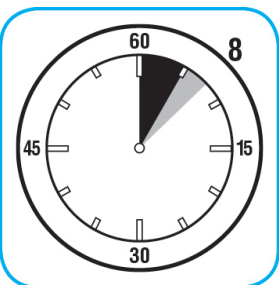
Vacuum carpet first. Fill extractor solution tank with Extraction SC from dispenser. As needed, pre-spot with the appropriate spotter. Extract following equipment maker's operating instructions.

## Use Prominence™/MC Heavy Duty Cleaner to remove soil from floors without dulling the appearance of the floor finish.



Dilute with cold water. For daily cleaning, use a spray bottle, mop and bucket or fill auto scrubber and use red pads. For Deep Scrubbing, fill auto scrubber and use green or blue pads. Pick up soil and excess cleaner with a tightly wrung out cleaning mop or cloth.

## Use Suma® Break-Up® SC Heavy Duty Foaming Grease-Release Cleaner to clean food contact surfaces, including machinery, walls and floors.



To clean floors, apply by mop or brush and scrub. Rinse thoroughly with hot water. Wear long rubber gloves for manual cleaning. To clean equipment, soak parts. Use brush or sponge as necessary. Rinse.

## Use Soil Release/Bonnet Buff as both a prespray and a bonnet buff.



To bonnet buff, spray use-solution on carpet or yarn bonnet. Clean with bonnet under a rotary floor machine. Rake carpet and allow to dry. To use as a pre-spray: Spray solution on soiled areas and allow to dwell for 5-10 minutes. Extract with rinse. Rake carpet and allow to dry.

Questions: 1-800-558-2332

Always wear personal protective equipment.