

Application Procedures



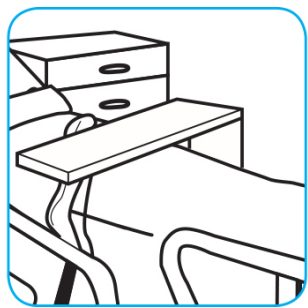
Use Virex® Plus One-Step Disinfectant Cleaner and Deodorant to clean restroom toilets, sinks, floors and walls.



Apply use-solution to hard, nonporous surfaces. Thoroughly wet surface with a cloth, mop, sponge, sprayer or by immersion. Allow to remain wet for 3 minutes. Wipe dry or allow to air dry.




Apply Avert Sporidical Disinfectant Cleanersolution by spraying evenly onto entire surface, or by pre-wetting a reusable or disposable microfiber cleaning cloth.



Pre-clean heavily soiled areas. Apply the solution evenly over the entire surface and wait for the appropriate contact time (1 minute for most common microorganisms, 4 minutes for C. difficile). All surfaces must remain visibly wet for 1 minute (4 minutes for C. difficile). If required, wipe surfaces with a clean, damp cloth and let air dry.



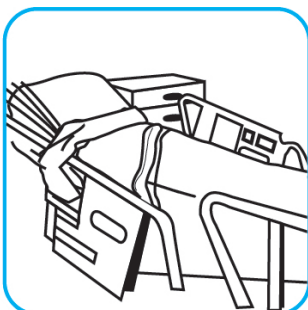
Use Prominence™/MC Heavy Duty Cleaner to remove soil from floors without dulling the appearance of the floor finish.



Dilute with cold water. For daily cleaning, use a spray bottle, mop and bucket or fill auto scrubber and use red pads. For Deep Scrubbing, fill auto scrubber and use green or blue pads. Pick up soil and excess cleaner with a tightly wrung out cleaning mop or cloth.



Use Oxivir® Tb one-step cleaner disinfectant to wipe hard, non-porous surfaces.



Pull wipe from canister, wipe surfaces, allowing them to stay wet for one minute. Allow to air dry or rinse according to use instructions on some surfaces.

Questions: 1-800-558-2332

Always wear personal protective equipment.