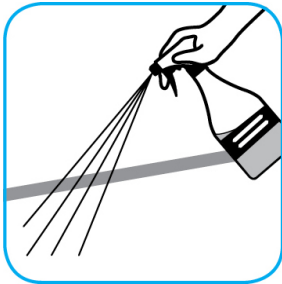


RTD® Application Procedures

Use Alpha-HP® Multi-Surface Cleaner to clean hard surfaces and carpet.



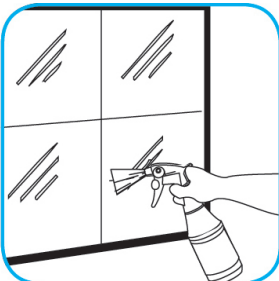
Spray onto surface. Wipe with a clean cloth or towel. For Carpet Spotting: Apply to carpet spot, agitate and rinse with water. For Prespray Cleaning: Apply product to area to be cleaned using a pressurized hand held sprayer. Extract thoroughly with water.

Use Crew® Bathroom Cleaner and Scale Remover as a non-corrosive formula deep cleans dirt and soap scum from bathroom and shower tiles, fixtures and most washable surfaces.




Apply to surfaces to be cleaned. Wipe with soft cloth or towel to remove soil and to dry. See label on original container for complete directions for use and additional information.

Use Glance® NA Glass and Multi-Purpose Cleaner Non-Ammoniated to clean mirror, chrome and glass surfaces.



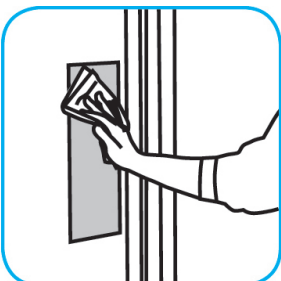
Spray onto surface. Wipe with a clean cloth or towel.

Use Prominence™/MC Heavy Duty Cleaner to remove soil from floors without dulling the appearance of the floor finish.



Dilute with cold water. For daily cleaning, use a spray bottle, mop and bucket or fill auto scrubber and use red pads. For Deep Scrubbing, fill auto scrubber and use green or blue pads. Pick up soil and excess cleaner with a tightly wrung out cleaning mop or cloth.

Use Virex™ II 256 One-Step Disinfectant Cleaner and Deodorant to clean restroom toilets, sinks, floors and walls.



Apply use-solution to hard, nonporous surfaces. Thoroughly wet surface with a cloth, mop, sponge, sprayer or by immersion. Allow to remain wet for 10 minutes. Wipe dry or allow to air dry.

Questions: 1-800-558-2332

Always wear personal protective equipment.