



## Application Procedures



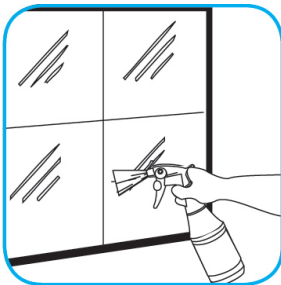
**Use Virex® Plus One-Step Disinfectant Cleaner and Deodorant to clean restroom toilets, sinks, floors and walls.**



Apply use-solution to hard, nonporous surfaces. Thoroughly wet surface with a cloth, mop, sponge, sprayer or by immersion. Allow to remain wet for 3 minutes. Wipe dry or allow to air dry.



**Use Glance® NA Glass and Multi-Purpose Cleaner to clean mirror, chrome and glass surfaces.**



Spray onto surface. Wipe with a clean cloth or towel.



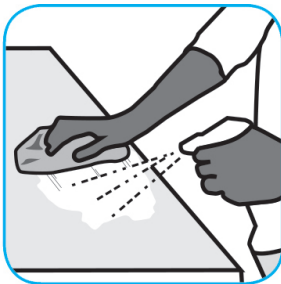

**Use Crew® NA SC Non-Acid Bowl and Bathroom Disinfectant Cleaner to clean restroom toilets, sinks, floors and walls.**



Apply use-solution to hard, nonporous surfaces. Thoroughly wet surface with a cloth, mop, sponge, sprayer or by immersion. Allow to remain wet for 10 minutes. Wipe dry or allow to air dry.



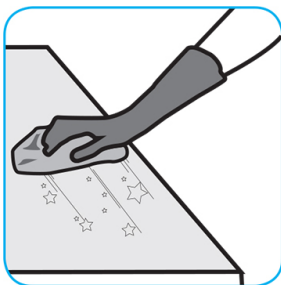
**Use Prominence™/MC Heavy Duty Cleaner to remove soil from floors without dulling the appearance of the floor finish.**



Dilute with cold water. For daily cleaning, use a spray bottle, mop and bucket or fill auto scrubber and use red pads. For Deep Scrubbing, fill auto scrubber and use green or blue pads. Pick up soil and excess cleaner with a tightly wrung out cleaning mop or cloth.



**Use Emerel Multi-Surface Creme Cleanser to remove stubborn spots, build-ups, scuffs, grease, rubber marks and soap scum without scratching the surface.**



Shake bottle well and squeeze product directly onto surface or on to wet cloth, sponge, or brush. Loosen soil with rubbing action, rinse. For a bright shine, polish with soft dry cloth. Can be used on porcelain, ceramic, stainless steel and other washable surfaces. Do not use on natural wood.

## Questions: 1-800-558-2332

Always wear personal protective equipment.