


# J-Fill®

## Application Procedures



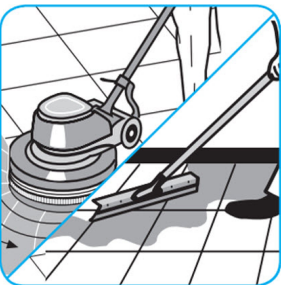

Use Prominence™/MC Heavy Duty Cleaner to remove soil from floors without dulling the appearance of the floor finish.



Dilute with cold water. For daily cleaning, use a spray bottle, mop and bucket or fill auto scrubber and use red pads. For Deep Scrubbing, fill auto scrubber and use green or blue pads. Pick up soil and excess cleaner with a tightly wrung out cleaning mop or cloth.



Use J-512™/MC Sanitizer to sanitize washable hard, non-porous surfaces.



Apply use-solution to washable hard, non-porous surfaces: dishes, glassware, silverware, cooking utensils and plastic and other non-porous cutting boards. Spray or immerse objects for 1-2 minutes. Allow to air dry. See product label for complete directions.



Use Alpha-HP® Multi-Surface Cleaner to clean hard surfaces and carpet.



Spray onto surface. Wipe with a clean cloth or towel. For Carpet Spotting: Apply to carpet spot, agitate and rinse with water. For Prespray Cleaning: Apply product to area to be cleaned using a pressurized hand held sprayer. Extract thoroughly with water.




Use Suma® Break-Up® SC Heavy Duty Foaming Grease-Release Cleaner to clean food contact surfaces, including machinery, walls and floors.



To clean floors, apply by mop or brush and scrub. Rinse thoroughly with hot water. Wear long rubber gloves for manual cleaning. To clean equipment, soak parts. Use brush or sponge as necessary. Rinse.



Use Stride® Citrus HC Neutral Cleaner to clean floors and other hard surfaces.



Fill mop bucket, spray bottle or automatic scrubbing machine from dispenser. Apply to surfaces to be cleaned. For auto scrubber use, trail mop behind machine to pick up any excess solution. Allow to dry.

Questions: 1-800-558-2332

Always wear personal protective equipment.