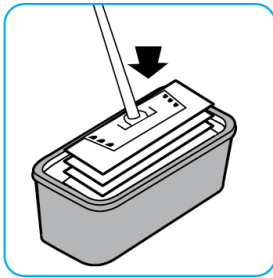
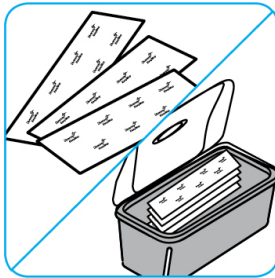


Application Procedures

Use EasyMop Single-use Microfiber Mop for a clean tool every time for cleaning on all types of surfaces.



Remove mops from packaging and place them on their side in the mop box. Using measuring jug, dampen dry mops with recommended quantity of cleaning solution. Dosing instructions to pre-wet mops: 110 mL per 40 cm mop, 25 mops 88 oz. (0.69 gallons). Attach the mop to the mop head and commence cleaning.

Use Virex® Plus One-Step Disinfectant Cleaner and Deodorant to clean restroom toilets, sinks, floors and walls.



Apply use-solution to hard, nonporous surfaces. Thoroughly wet surface with a cloth, mop, sponge, sprayer or by immersion. Allow to remain wet for 3 minutes. Wipe dry or allow to air dry.

Use Stride® Citrus HC Neutral Cleaner to clean floors and other hard surfaces.




Fill mop bucket, spray bottle or automatic scrubbing machine from dispenser. Apply to surfaces to be cleaned. For auto scrubber use, trail mop behind machine to pick up any excess solution. Allow to dry.

Use Extraction SC as a prespray, bonnet buff or extraction cleaner.



Vacuum carpet first. Fill extractor solution tank with Extraction SC from dispenser. As needed, pre-spot with the appropriate spotter. Extract following equipment maker's operating instructions.

Use Glance® HC Glass and Multi-Surface Cleaner to clean mirrors, chrome and glass surfaces.



Spray onto surface. Wipe with a clean cloth or towel.

Questions: 1-800-558-2332

Always wear personal protective equipment.