



RTD[®]


Application Procedures

Use ProminenceTM/MC Heavy Duty Cleaner to remove soil from floors without dulling the appearance of the floor finish.



Dilute with cold water. For daily cleaning, use a spray bottle, mop and bucket or fill auto scrubber and use red pads. For Deep Scrubbing, fill auto scrubber and use green or blue pads. Pick up soil and excess cleaner with a tightly wrung out cleaning mop or cloth.

Use GP Forward[®] General Purpose Cleaner to clean any water-safe surface.




Fill mop bucket, spray bottle or automatic scrubbing machine from dispenser. Apply to surfaces to be cleaned. For autoscrubber use, trail mop behind machine to pick up any excess solution. Allow to dry.

Use Extraction Rinse SC to flush out and remove detergent residues that cause resoiling.



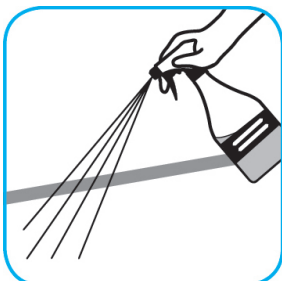
Extract carpet and groom with a clean carpet rake or stiff synthetic broom. Allow to dry.

Heavy Duty Prespray Plus is a pH neutral cleaner for prespraying to loosen heavily soiled carpets.



Vacuum area first. Spray carpet and agitate with a carpet rake, extractor brush, shampoo brush or bonnet. Extract and allow to dry.

Use BreakDownTM/MC Odor Eliminator Concentrate to treat malodors on carpet and hard surfaces.



For daily cleaning: use a spray bottle or mop and bucket to apply the use-solution to a surface, let the product dwell for best performance. For deodorizing: spray directly onto floors, urinals, toilets, trash receptacles and other surfaces. For use as a carpet spotter, apply to carpet, agitate and rinse with water. Do not spray into the air or use as an air freshener.

Questions: 1-800-558-2332

Always wear personal protective equipment.