




# J-Fill®

## Application Procedures



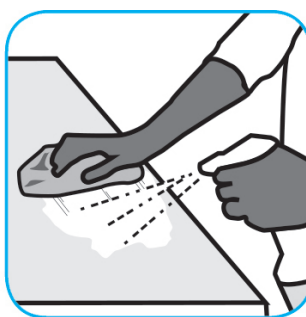
**Use Crew® Bathroom Cleaner and Scale Remover to remove soap scum and hard water deposits. Do not use on natural wood or marble.**



Dilute with cold water. Dispense use-solution into trigger spray or flip top bottle as needed. Apply with a damp cloth or directly on surface to be cleaned. Loosen soil with rubbing action. Rinse with cold water.



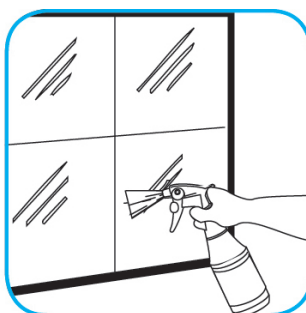
**Use Prominence™/MC Heavy Duty Cleaner to remove soil from floors without dulling the appearance of the floor finish.**



Dilute with cold water. For daily cleaning, use a spray bottle, mop and bucket or fill auto scrubber and use red pads. For Deep Scrubbing, fill auto scrubber and use green or blue pads. Pick up soil and excess cleaner with a tightly wrung out cleaning mop or cloth.



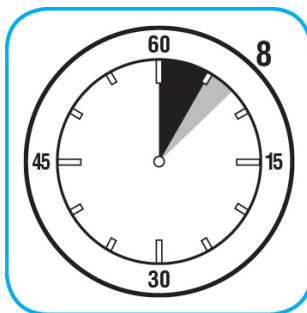
**Use Glance® HC Glass and Multi-Surface Cleaner to clean mirrors, chrome and glass surfaces.**



Spray onto surface. Wipe with a clean cloth or towel.



**Use Spitfire® SC Power Cleaner to clean most heavily soiled, hard surfaces.**



Spray onto hard surface. Allow to penetrate and lift soils. Wipe with a clean cloth. Requires no rinsing. Do not use on glass, aluminum and water-based paint.

## Questions: 1-800-558-2332

Always wear personal protective equipment.

© 2018 Diversey, Inc. All Rights Reserved.  
\*The hummingbird and wing shape logo is a trademark of Diversey, Inc.

