

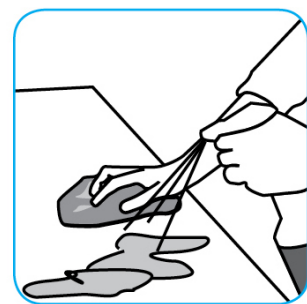
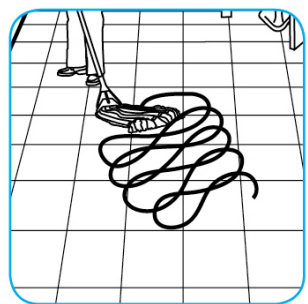
Application Procedures

Use Soil Release/Bonnet Buff as both a prespray and a bonnet buff.




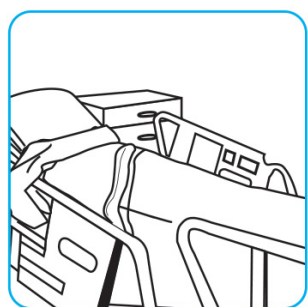
To bonnet buff, spray use-solution on carpet or yarn bonnet. Clean with bonnet under a rotary floor machine. Rake carpet and allow to dry. To use as a pre-spray: Spray solution on soiled areas and allow to dwell for 5-10 minutes. Extract with rinse. Rake carpet and allow to dry.

Use Shockwave™/MC Heavy Duty Degreaser to remove grease, oil and other tough-to-remove soils from floors, walls and countertops.



Apply cleaning solution to surfaces/floors to be cleaned. Let the cleaning solution stand for several minutes. Wipe with a clean dry cloth, sponge or mop. If contact with a food surface occurs rinse with potable water.

Use Avert™ Sporidical Disinfectant Cleaner to clean, disinfect and deodorize hard, nonporous surfaces in one labor saving step with no rinsing required.



Pre-clean heavily soiled areas. Apply product by coarse trigger sprayer. Spray 6-8 inches from the surface, making sure to wet surfaces thoroughly. Wipe or rub with cloth, disposable wiper, sponge, brush, or hand mop to spread the product on the surface. Surfaces must remain wet for 1 minute for most common microorganisms, 4 minutes for C. difficile. Air Dry, wipe surfaces to dry and remove any residue, or rinse with potable water as necessary.

Questions: 1-800-558-2332

Always wear personal protective equipment.