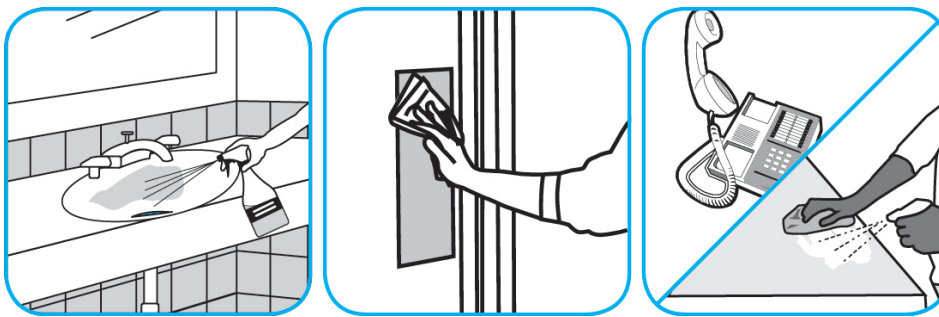


## Application Procedures



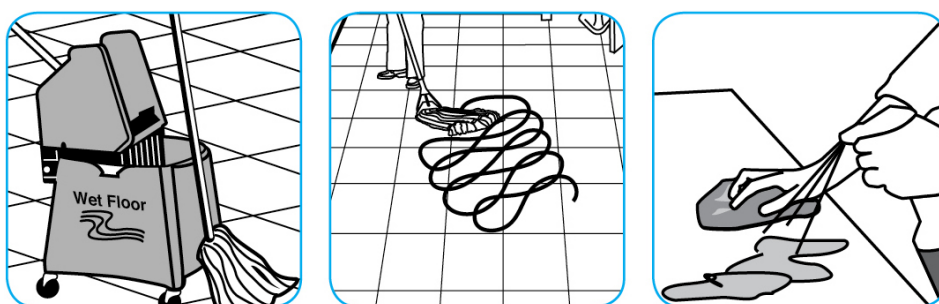
**Use Virex® II 256 One-Step Disinfectant Cleaner and Deodorant to clean restroom toilets, sinks, floors and walls.**



Apply use-solution to hard, nonporous surfaces. Thoroughly wet surface with a cloth, mop, sponge, sprayer or by immersion. Allow to remain wet for 10 minutes. Wipe dry or allow to air dry.




**Use Shockwave™/MC Heavy Duty Degreaser to remove grease, oil and other tough-to-remove soils from floors, walls and countertops.**



Apply cleaning solution to surfaces/floors to be cleaned. Let the cleaning solution stand for several minutes. Wipe with a clean dry cloth, sponge or mop. If contact with a food surface occurs rinse with potable water.

**Use Glance® NA Glass and Multi-Purpose Cleaner to clean mirror, chrome and glass surfaces.**



Spray onto surface. Wipe with a clean cloth or towel.

**Questions: 1-800-558-2332**

Always wear personal protective equipment.