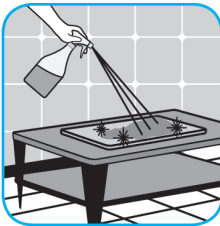



Application Procedures

Use Hard Surface Sanitizer to sanitize washable hard, non-porous surfaces.




Apply use-solution to washable hard, non-porous surfaces: dishes, glassware, silverware, cooking utensils and plastic and other non-porous cutting boards. Spray or immerse objects for 1-2 minutes. Allow to air dry. See product label for complete directions.

Use J-Works™/MC Tempest™/MC Solvent-Free Cleaner/Degreaser to clean most heavily soiled, hard surfaces.



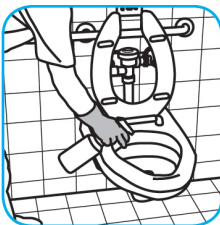
Apply onto hard surface using spray bottle, mop/bucket or auto-scrubber. Allow to penetrate and lift soils. Pick upsolution with clean cloth, mop, or auto-scrubber. Requires no rinsing.

Use General Purpose Cleaner to clean most water-safe surfaces.



Dilute with cold water. Fill trigger spray bottle or bucket with use solution. Apply diluted product to surface. Mop or wipe surface and allow to air dry.

Use Expose® II 256 Phenolic Disinfectant Cleaner to clean restroom toilets, sinks, floors and walls.



Apply use-solution to hard, nonporous surfaces. Thoroughly wet surface with a cloth, mop, sponge, sprayer or by immersion. Allow to remain wet for 10 minutes. Wipe dry or allow to air dry.

Use Crew® Multi-Purpose Restroom Cleaner to clean restroom toilets, sinks, floors and walls.



Apply use-solution to hard, nonporous surfaces. Thoroughly wet surface with a cloth, mop, sponge, sprayer or by immersion. Wipe dry or allow to air dry.

Questions: 1-800-558-2332

Always wear personal protective equipment.