

Application Procedures



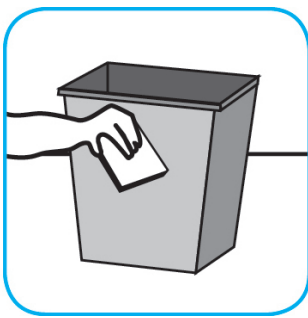
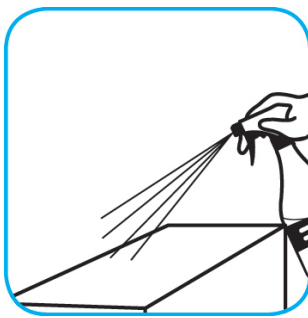
Use Virex® II 256 One-Step Disinfectant Cleaner and Deodorant to clean restroom toilets, sinks, floors and walls.



Apply use-solution to hard, nonporous surfaces. Thoroughly wet surface with a cloth, mop, sponge, sprayer or by immersion. Allow to remain wet for 10 minutes. Wipe dry or allow to air dry.



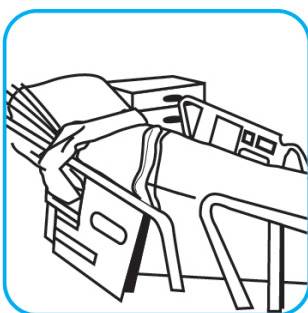
Use Speedball™/MC 2000 Heavy-Duty Spray Cleaner Concentrate to clean hard surfaces but not glass, aluminum, or water based paint.



Spray product on hard surfaces to be cleaned. Allow cleaner to penetrate and lift soils. Wipe with a clean cloth. Requires no rinsing.



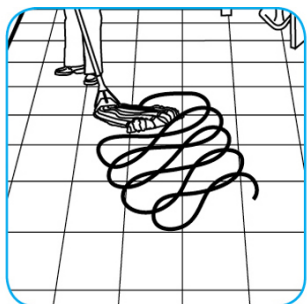
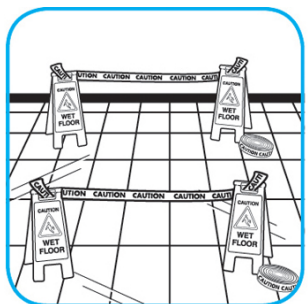
Use Oxivir® 1 one-step cleaner disinfectant to wipe hard, non-porous surfaces.



Pull wipe from canister, wipe surfaces, allowing them to stay wet for one minute. Allow to air dry or rinse according to use instructions on some surfaces.



Use Suma® Bio-Floor® Cleaner D3.7 on kitchen floors with quarry tile, ceramic tile, or vinyl.



Post "Wet Floor" signs around area to be cleaned. Spray or dispense product with warm or hot water onto the floor or in a mop bucket. Spread diluted product with a clean mop generously to the floor, overlapping mop strokes. For best results, scrub the floor with a brush, especially if the floor has grout. Dry mop or squeegee floor dry or allow floor to air dry before reuse. A potable water rinse is only required for those surfaces that may contact edible product.

Questions: 1-800-558-2332

Always wear personal protective equipment.