

Application Procedures



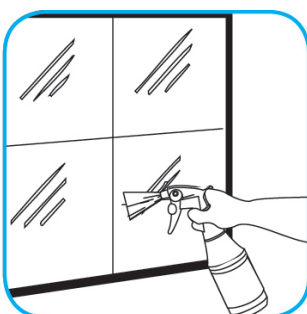
Use Virex® II 256 One-Step Disinfectant Cleaner and Deodorant to clean restroom toilets, sinks, floors and walls.



Apply use-solution to hard, nonporous surfaces. Thoroughly wet surface with a cloth, mop, sponge, sprayer or by immersion. Allow to remain wet for 10 minutes. Wipe dry or allow to air dry.



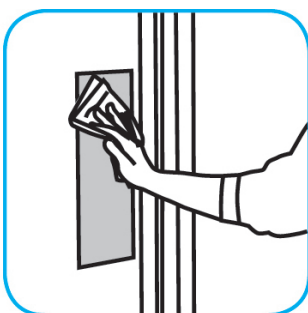
Use Glance® NA Glass and Multi-Purpose Cleaner to clean mirror, chrome and glass surfaces.



Spray onto surface. Wipe with a clean cloth or towel.




Use Virex® Plus One-Step Disinfectant Cleaner and Deodorant to clean restroom toilets, sinks, floors and walls.



Apply use-solution to hard, nonporous surfaces. Thoroughly wet surface with a cloth, mop, sponge, sprayer or by immersion. Allow to remain wet for 3 minutes. Wipe dry or allow to air dry.



UseCrew® Tile and Grout Rejuvenator to remove soap scum, stains and hard water deposits.



Spray cleaner using full strokes 6–8" from the surface. Wait until stains disappear and wipe excess with a cloth or sponge, rinse the area thoroughly with cold water. For tough stains apply the cleaner and agitate the area with a stiff bristled brush, let the cleaner stand for 15 minutes. Rinse with cold water and repeat as needed.

Questions: 1-800-558-2332

Always wear personal protective equipment.