

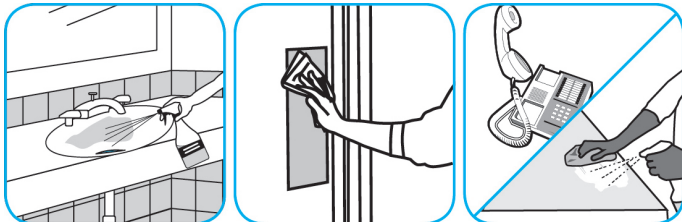
J-Fill® Application Procedures

Use Glance® HC Glass and Multi-Surface Cleaner to clean mirrors, chrome and glass surfaces.



Spray onto surface. Wipe with a clean cloth or towel.

Use Oxivir® Five 16 Concentrate One Step Disinfectant Cleaner to clean and disinfect hard, non-porous surfaces.



Apply use solution. Let stand for 5 minutes. Wipe or allow to air dry.

Use Good Sense® HC Liquid Air Freshener Green Apple to treat malodors on carpet, hard surfaces and as a room spray.



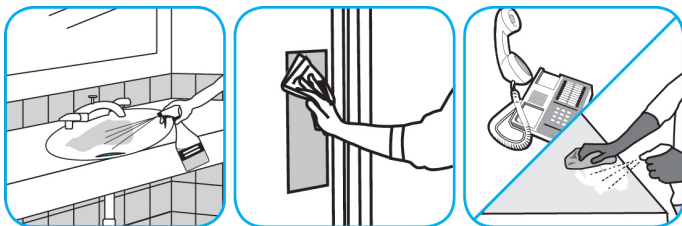
Spray into the air or onto surfaces where odors are noticeable.

Use Prominence™/MC Heavy Duty Cleaner to remove soil from floors without dulling the appearance of the floor finish.



Dilute with cold water. For daily cleaning, use a spray bottle, mop and bucket or fill auto scrubber and use red pads. For Deep Scrubbing, fill auto scrubber and use green or blue pads. Pick up soil and excess cleaner with a tightly wrung out cleaning mop or cloth.

Use Virex® II 256 One-Step Disinfectant Cleaner and Deodorant to clean restroom toilets, sinks, floors and walls.




Apply use-solution to hard, nonporous surfaces. Thoroughly wet surface with a cloth, mop, sponge, sprayer or by immersion. Allow to remain wet for 10 minutes. Wipe dry or allow to air dry.

Use Extraction SC as a prespray, bonnet buff or extraction cleaner.



Vacuum carpet first. Fill extractor solution tank with Extraction SC from dispenser. As needed, pre-spot with the appropriate spotter. Extract following equipment maker's operating instructions.

Use Extraction Rinse SC to flush out and remove detergent residues that cause resoiling.



Extract carpet and groom with a clean carpet rake or stiff synthetic broom. Allow to dry.

Questions: 1-800-558-2332

Always wear personal protective equipment.