

Application Procedures



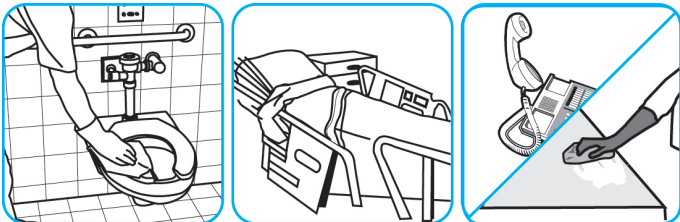
Use Oxivir® Tb one-step cleaner disinfectant to clean and disinfect hard, non-porous surfaces.



Apply product by spray. All surfaces must remain visibly wet for 1 minute. Use 5-minute contact time for TB and a 3 minute contact time for fungi. Air Dry, wipe surfaces to dry and remove any residue, or rinse with potable water as necessary.



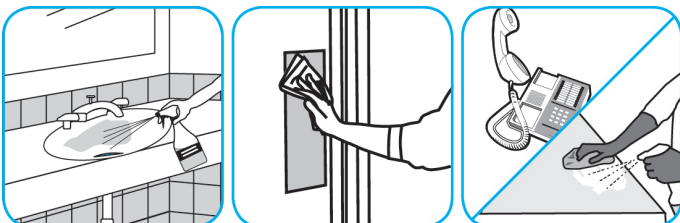
Use Oxivir® Tb one-step cleaner disinfectant to wipe hard, non-porous surfaces.



Pull wipe from canister, wipe surfaces, allowing them to stay wet for one minute. Allow to air dry or rinse according to use instructions on some surfaces.



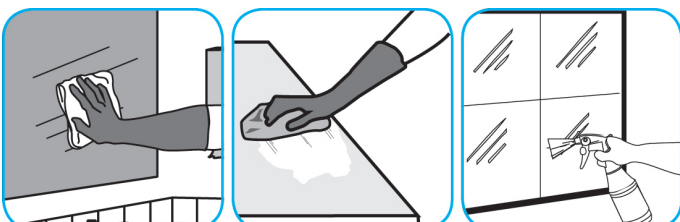
Use Oxivir® Five 16 Concentrate One Step Disinfectant Cleaner to clean and disinfect hard, non-porous surfaces.



Apply use solution. Let stand for 5 minutes. Wipe or allow to air dry.




Use Glance® HC Glass and Multi-Surface Cleaner to clean mirrors, chrome and glass surfaces.



Spray onto surface. Wipe with a clean cloth or towel.



Use Crew Clinging Toilet Bowl Cleaner to clean and disinfect toilets and urinals.



Apply product to toilet bowl side or to urinal surfaces. Scrub entire unit, especially under the rim at water outlets. Wait one minute, then flush.



Use Stride® Citrus HC Neutral Cleaner to clean floors and other hard surfaces.



Fill mop bucket, spray bottle or automatic scrubbing machine from dispenser. Apply to surfaces to be cleaned. For auto scrubber use, trail mop behind machine to pick up any excess solution. Allow to dry.



Use Good Sense® HC Liquid Air Freshener - Fresh to treat malodors on carpet, hard surfaces and as a room spray.



Spray into the air or onto surfaces where odors are noticeable.

Questions: 1-800-558-2332

Always wear personal protective equipment.