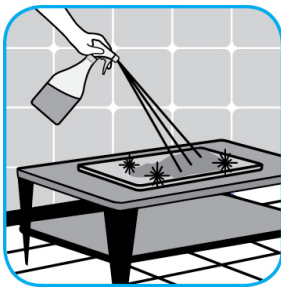




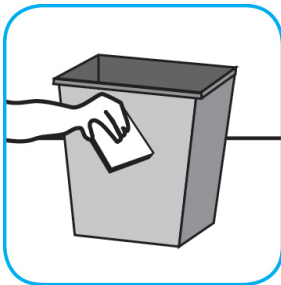
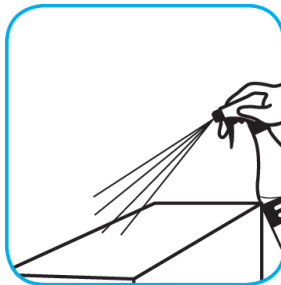
Application Procedures

Use Suma® Final Step™/MC 512 to sanitize washable hard, non-porous surfaces.



Apply use-solution to washable hard, non-porous surfaces: dishes, glassware, silverware, cooking utensils and plastic and other non-porous cutting boards. Spray or immerse objects for 1-2 minutes. Allow to air dry. See product label for complete directions.

Use Tempest™/MC Solvent-Free Cleaner/Degreaser to clean most heavily soiled, hard surfaces.



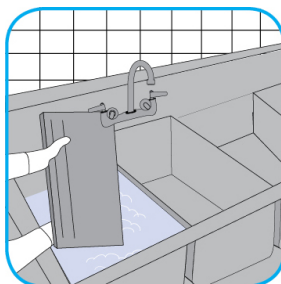
Apply onto hard surface using spray bottle, mop/bucket or auto-scrubber. Allow to penetrate and lift soils. Pick up solution with clean cloth, mop, or auto-scrubber. Requires no rinsing.

Use Oxivir® Plus Disinfectant Cleaner Concentrate to clean and disinfect hard, non-porous surfaces.



Apply use solution. Let stand for 5 minutes. Wipe or allow to air dry.

Use Pan-Clean™/MC General Purpose Pot and Pan Detergent to clean pots, pans, utensils, glassware and other equipment.



Dilute with hot water. Soak pots, pans, utensils, glassware and other equipment for 5 to 10 minutes. Scrub to remove grease and other food soils. Rinse thoroughly with potable water.

Questions: 1-800-558-2332

Always wear personal protective equipment.