

Application Procedures

Use Virex® II 256 One-Step Disinfectant Cleaner and Deodorant to clean restroom toilets, sinks, floors and walls.



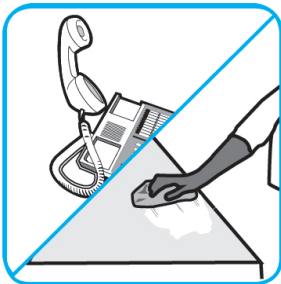
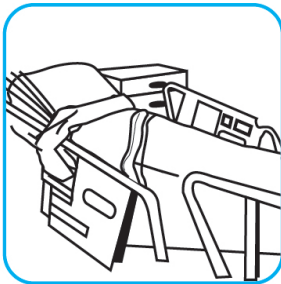
Apply use-solution to hard, nonporous surfaces. Thoroughly wet surface with a cloth, mop, sponge, sprayer or by immersion. Allow to remain wet for 10 minutes. Wipe dry or allow to air dry.

Use Crew® NA SC Non-Acid Bowl and Bathroom Disinfectant Cleaner to clean restroom toilets, sinks, floors and walls.



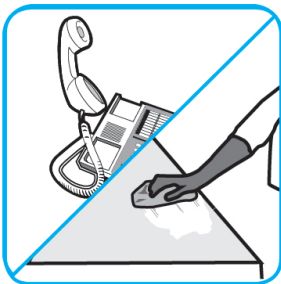
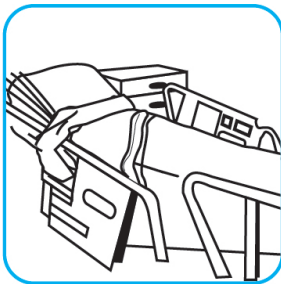
Apply use-solution to hard, nonporous surfaces. Thoroughly wet surface with a cloth, mop, sponge, sprayer or by immersion. Allow to remain wet for 10 minutes. Wipe dry or allow to air dry.

Use Oxivir® Tb one-step cleaner disinfectant to wipe hard, non-porous surfaces.



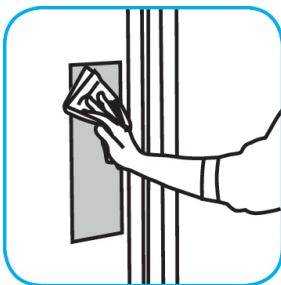
Pull wipe from canister, wipe surfaces, allowing them to stay wet for one minute. Allow to air dry or rinse according to use instructions on some surfaces.

Use Oxivir® Tb one-step cleaner disinfectant to wipe hard, non-porous surfaces.



Pull wipe from canister, wipe surfaces, allowing them to stay wet for one minute. Allow to air dry or rinse according to use instructions on some surfaces.

Use Oxivir® Five 16 Concentrate One Step Disinfectant Cleaner to clean and disinfect hard, non-porous surfaces.



Apply use solution. Let stand for 5 minutes. Wipe or allow to air dry.

Questions: 1-800-558-2332

Always wear personal protective equipment.