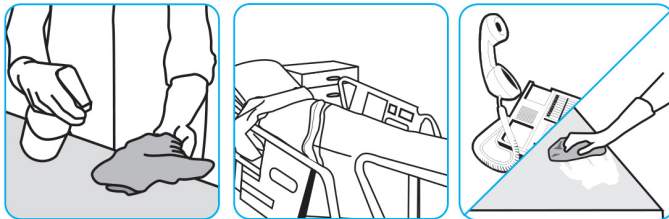


Application Procedures



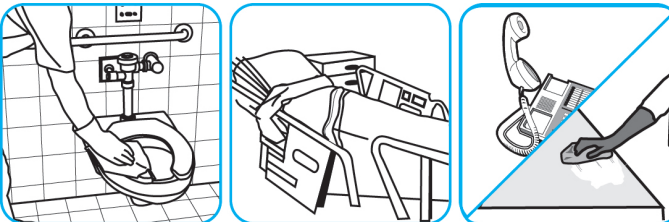
Use Avert™ Sporidical Disinfectant Cleaner to clean, disinfect and deodorize hard, nonporous surfaces in one labor saving step with no rinsing required.



Pre-clean heavily soiled areas. Apply product by coarse trigger sprayer. Spray 6-8 inches from the surface, making sure to wet surfaces thoroughly. Wipe or rub with cloth, disposable wiper, sponge, brush, or hand mop to spread the product on the surface. Surfaces must remain wet for 1 minute for most common microorganisms, 4 minutes for C. difficile. Air Dry, wipe surfaces to dry and remove any residue, or rinse with potable water as necessary.



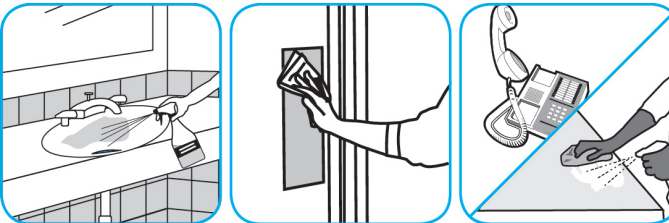
Use Oxivir® 1 one-step cleaner disinfectant to wipe hard, non-porous surfaces.



Pull wipe from canister, wipe surfaces, allowing them to stay wet for one minute. Allow to air dry or rinse according to use instructions on some surfaces.



Use Virex® Plus One-Step Disinfectant Cleaner and Deodorant to clean restroom toilets, sinks, floors and walls.



Apply use-solution to hard, nonporous surfaces. Thoroughly wet surface with a cloth, mop, sponge, sprayer or by immersion. Allow to remain wet for 3 minutes. Wipe dry or allow to air dry.



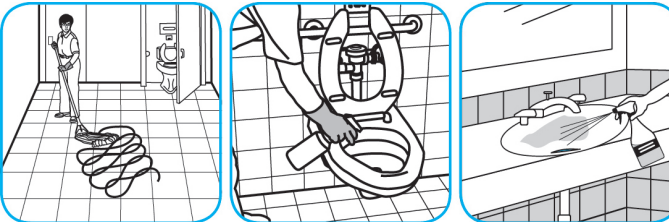
Use Prominence™/MC Heavy Duty Cleaner to remove soil from floors without dulling the appearance of the floor finish.



Dilute with cold water. For daily cleaning, use a spray bottle, mop and bucket or fill auto scrubber and use red pads. For Deep Scrubbing, fill auto scrubber and use green or blue pads. Pick up soil and excess cleaner with a tightly wrung out cleaning mop or cloth.



Use Crew® NA SC Non-Acid Bowl and Bathroom Disinfectant Cleaner to clean restroom toilets, sinks, floors and walls.



Apply use-solution to hard, nonporous surfaces. Thoroughly wet surface with a cloth, mop, sponge, sprayer or by immersion. Allow to remain wet for 10 minutes. Wipe dry or allow to air dry.

Questions: 1-800-558-2332

Always wear personal protective equipment.