

J-Fill® Duo

Dispensing System

Cleaning Products



PERdiem™/MC
General Purpose
Cleaner with Hydrogen
Peroxide




Triad™/MC III
Disinfectant Cleaner

To Fill



Select Product

- Turn knob to point to desired product



Spray Bottles


- Insert spray bottle fill tube into bottle
- Push back on yellow activation bar to dispense
- Move bottle away from unit to stop dispensing
- Use properly labeled bottles




Mop Buckets / Autoscrubbers

- Hold long dispensing hose in bucket or clip to side
- Pull activation trigger on hose handle to dispense
- Lock on with latch for autofill if desired
- Release trigger/latch to stop dispensing


To Replace Bottles



Unlock and open cabinet door.




Unscrew feedline cap from empty bottle.



Remove cap from bottle.



Replace bottle in cabinet.



Attach feedline cap.



Close and lock cabinet door. Unit is ready for use.

Questions: 1-800-558-2332

Always wear appropriate personal protective equipment.