

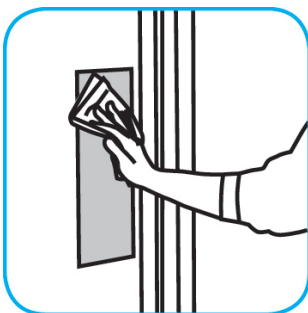


J-Fill®

Application Procedures



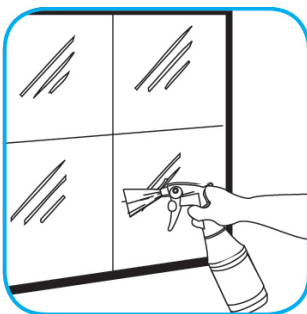
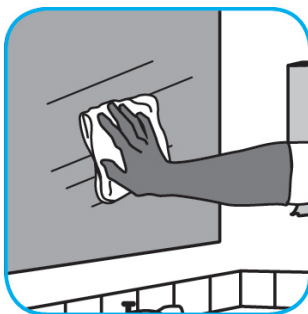
Use Virex® II 256 One-Step Disinfectant Cleaner and Deodorant to clean restroom toilets, sinks, floors and walls.



Apply use-solution to hard, nonporous surfaces. Thoroughly wet surface with a cloth, mop, sponge, sprayer or by immersion. Allow to remain wet for 10 minutes. Wipe dry or allow to air dry.



Use Glance® NA Glass and Multi-Purpose Cleaner to clean mirror, chrome and glass surfaces.



Spray onto surface. Wipe with a clean cloth or towel.



Use Revive® Plus SC Maintainer/Rejuvenator daily to clean/maintain floors.



Fill mop bucket or auto scrubber from dispenser. Apply with mop or scrub floor with red pad or equivalent. Trail mop behind scrubber. Do not rinse the floor. Let floor dry completely.



Use Extraction SC as a prespray, bonnet buff or extraction cleaner.



Vacuum carpet first. Fill extractor solution tank with Extraction SC from dispenser. As needed, pre-spot with the appropriate spotter. Extract following equipment maker's operating instructions.

Questions: 1-800-558-2332

Always wear personal protective equipment.

