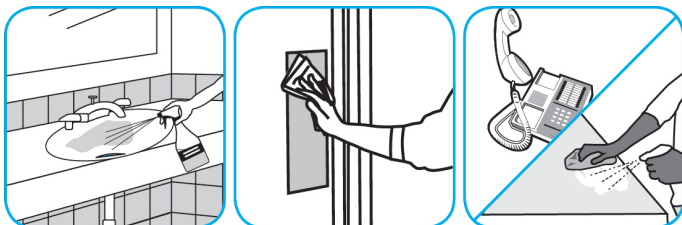


J-Fill® Application Procedures



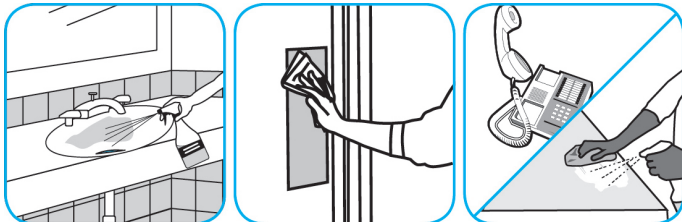
Use Virex® II 256 One-Step Disinfectant Cleaner and Deodorant to clean restroom toilets, sinks, floors and walls.



Apply use-solution to hard, nonporous surfaces. Thoroughly wet surface with a cloth, mop, sponge, sprayer or by immersion. Allow to remain wet for 10 minutes. Wipe dry or allow to air dry.



Use Virex® Plus One-Step Disinfectant Cleaner and Deodorant to clean restroom toilets, sinks, floors and walls.



Apply use-solution to hard, nonporous surfaces. Thoroughly wet surface with a cloth, mop, sponge, sprayer or by immersion. Allow to remain wet for 3 minutes. Wipe dry or allow to air dry.



Use Crew® NA SC Non-Acid Bowl and Bathroom Disinfectant Cleaner to clean restroom toilets, sinks, floors and walls.



Apply use-solution to hard, nonporous surfaces. Thoroughly wet surface with a cloth, mop, sponge, sprayer or by immersion. Allow to remain wet for 10 minutes. Wipe dry or allow to air dry.




Use Glance® NA Glass and Multi-Purpose Cleaner Non-Ammoniated to clean mirror, chrome and glass surfaces.



Spray onto surface. Wipe with a clean cloth or towel.



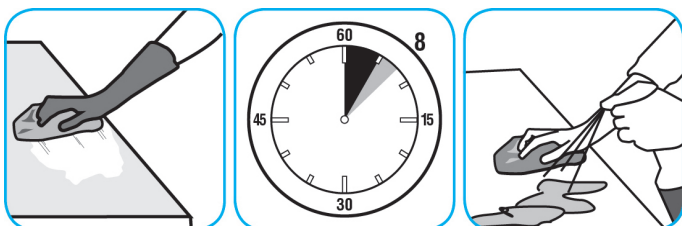
Use Prominence™/MC Heavy Duty Cleaner to remove soil from floors without dulling the appearance of the floor finish.



Dilute with cold water. For daily cleaning, use a spray bottle, mop and bucket or fill auto scrubber and use red pads. For Deep Scrubbing, fill auto scrubber and use green or blue pads. Pick up soil and excess cleaner with a tightly wrung out cleaning mop or cloth.



Use Spitfire® SC Power Cleaner to clean most heavily soiled, hard surfaces.



Spray onto hard surface. Allow to penetrate and lift soils. Wipe with a clean cloth. Requires no rinsing. Do not use on glass, aluminum and water-based paint.

Questions: 1-800-558-2332

Always wear personal protective equipment.

STAPLES®
Business Advantage