



# J-Fill®

## Application Procedures




**Use Glance® NA Glass and Multi-Purpose Cleaner Non-Ammoniated to clean mirror, chrome and glass surfaces.**



Spray onto surface. Wipe with a clean cloth or towel.



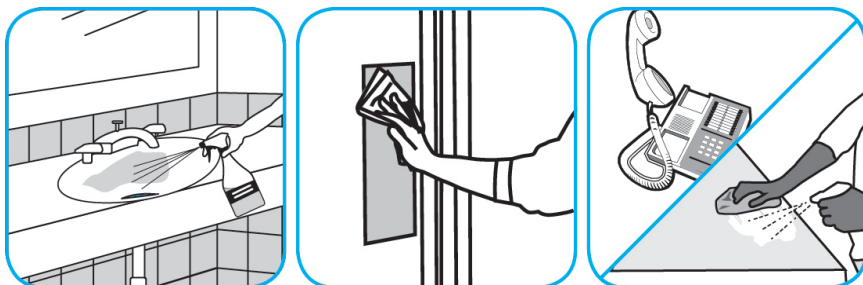
**Use Prominence™/MC Heavy Duty Cleaner to remove soil from floors without dulling the appearance of the floor finish.**



Dilute with cold water. For daily cleaning, use a spray bottle, mop and bucket or fill auto scrubber and use red pads. For Deep Scrubbing, fill auto scrubber and use green or blue pads. Pick up soil and excess cleaner with a tightly wrung out cleaning mop or cloth.



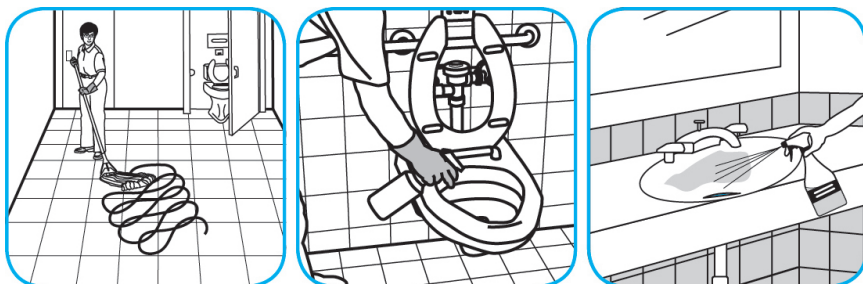
**Use Oxivir® Five 16 Concentrate One Step Disinfectant Cleaner to clean and disinfect hard, non-porous surfaces.**



Apply use solution. Let stand for 5 minutes. Wipe or allow to air dry.



**Use Crew® Restroom Floor and Surface SC Non-Acid Disinfectant Cleaner to clean restroom toilets, sinks, floors and walls.**



Apply use-solution to hard, nonporous surfaces. Thoroughly wet surface with a cloth, mop, sponge, sprayer or by immersion. Allow to remain wet for 10 minutes. Wipe dry or allow to air dry.



**Use Crew® Shower, Tub and Tile Cleaner to clean bathroom surfaces but not marble, resilient floors or galvanized metal.**



Fill small bottle or bucket or use gun to apply a foam directly onto surfaces. Scrub with a soft brush, pad or cloth. Do not allow foam to dry. Rinse surfaces thoroughly.

## Questions: 1-800-558-2332

Always wear personal protective equipment.