

Application Procedures



Use Oxivir® Five 16 Concentrate One Step Disinfectant Cleaner to clean and disinfect hard, non-porous surfaces.



Apply use solution. Let stand for 5 minutes. Wipe or allow to air dry.



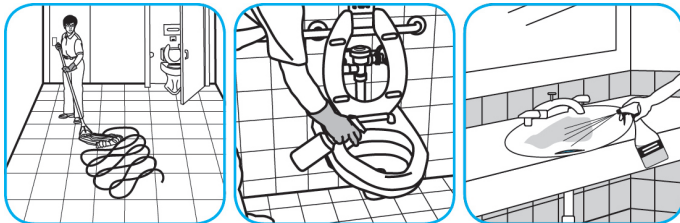
Use Stride® Citrus HC Neutral Cleaner to clean floors and other hard surfaces.



Fill mop bucket, spray bottle or automatic scrubbing machine from dispenser. Apply to surfaces to be cleaned. For auto scrubber use, trail mop behind machine to pick up any excess solution. Allow to dry.



Use Crew® NA SC Non-Acid Bowl and Bathroom Disinfectant Cleaner to clean restroom toilets, sinks, floors and walls.



Apply use-solution to hard, nonporous surfaces. Thoroughly wet surface with a cloth, mop, sponge, sprayer or by immersion. Allow to remain wet for 10 minutes. Wipe dry or allow to air dry.



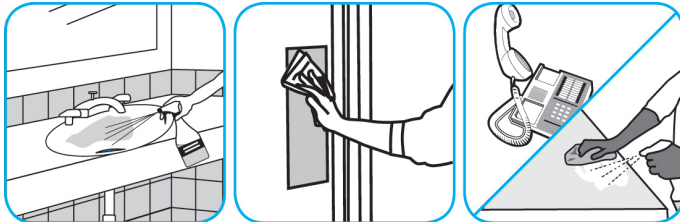
Use Glance® NA Glass and Multi-Purpose Cleaner Non-Ammoniated to clean mirror, chrome and glass surfaces.



Spray onto surface. Wipe with a clean cloth or towel.




Use VirexTM II 256 One-Step Disinfectant Cleaner and Deodorant to clean restroom toilets, sinks, floors and walls.



Apply use-solution to hard, nonporous surfaces. Thoroughly wet surface with a cloth, mop, sponge, sprayer or by immersion. Allow to remain wet for 10 minutes. Wipe dry or allow to air dry.



Use AvertTM Sporidical Disinfectant Cleaner Wipes to clean, disinfect and deodorize hard, nonporous surfaces in one labor saving step with no rinsing required.



Pre-clean heavily soiled areas. Wipe the surface evenly until visibly wet, and wait for the appropriate contact time (1 minute for most common microorganisms, 4 minutes for *C. difficile*). All surfaces must remain visibly wet for 1 minute (4 minutes for *C. difficile*). If required, wipe surfaces with a clean, damp cloth and let air dry.

Questions: 1-800-558-2332

Always wear personal protective equipment.