



SmartDose™/MC


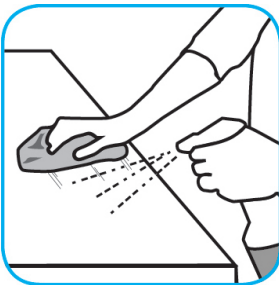
Application Procedures

Use Crew® Restroom Floor and Surface SC Non-Acid Disinfectant Cleaner to clean restroom toilets, sinks, floors and walls.



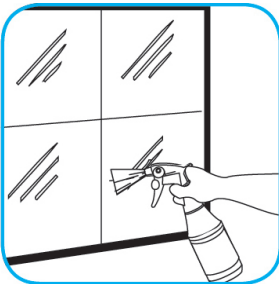
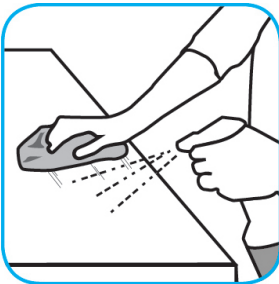
Apply use-solution to hard, nonporous surfaces. Thoroughly wet surface with a cloth, mop, sponge, sprayer or by immersion. Allow to remain wet for 10 minutes. Wipe dry or allow to air dry.

Use Stride® Citrus HC Neutral Cleaner to clean floors and other hard surfaces.



Fill mop bucket, spray bottle or automatic scrubbing machine from dispenser. Apply to surfaces to be cleaned. For autoscrubber use, trail mop behind machine to pick up any excess solution. Allow to dry.

Use Glance® NA Glass and Multi-Purpose Cleaner Non-Ammoniated to clean mirror, chrome and glass surfaces.



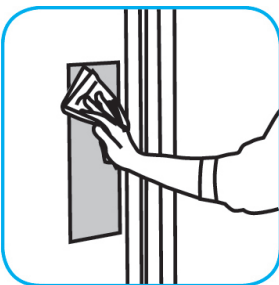
Spray onto surface. Wipe with a clean cloth or towel.

Use PERdiem™/MC General Purpose Cleaner with Hydrogen Peroxide to clean hard surfaces as well as carpet.



Fill mop bucket, spray bottle or automatic scrubbing machine from dispenser. Apply to surfaces to be cleaned. Allow to dry. For Carpet Spotting: Apply to carpet spot, agitate and rinse with water. For Prespray Cleaning: Apply product to area to be cleaned using a pressurized hand held sprayer. Extract thoroughly with water.

Use Virex® II 256 One-Step Disinfectant Cleaner and Deodorant to clean restroom toilets, sinks, floors and walls.



Apply use-solution to hard, nonporous surfaces. Thoroughly wet surface with a cloth, mop, sponge, sprayer or by immersion. Allow to remain wet for 10 minutes. Wipe dry or allow to air dry.

Questions: 1-800-558-2332

Always wear personal protective equipment.

REDLEE/SCS INC.
service management group