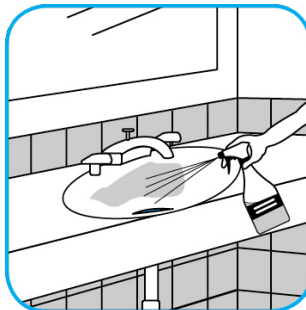
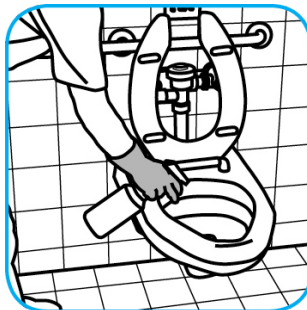


## RTD® Application Procedures

**Use Crew® Restroom Floor and Surface SC Non-Acid Disinfectant Cleaner to clean restroom toilets, sinks, floors and walls.**



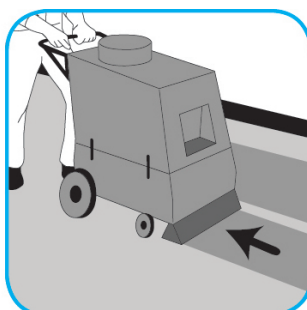
Apply use-solution to hard, nonporous surfaces. Thoroughly wet surface with a cloth, mop, sponge, sprayer or by immersion. Allow to remain wet for 10 minutes. Wipe dry or allow to air dry.

**Use Crew® Shower, Tub and Tile Cleaner HC to clean bathroom surfaces but not marble, resilient floors or galvanized metal.**



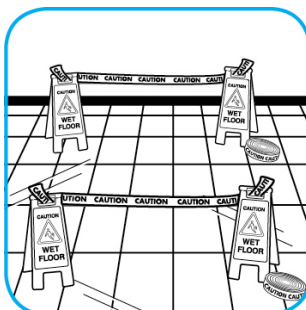
Fill small bottle or bucket or use gun to apply a foam directly onto surfaces. Scrub with a soft brush, pad or cloth. Do not allow foam to dry. Rinse surfaces thoroughly.

**Use Extraction Rinse SC to flush out and remove detergent residues that cause resoiling.**



Extract carpet and groom with a clean carpet rake or stiff synthetic broom. Allow to dry.

**Use Pro Strip™ SC High Efficiency Floor Stripper to remove existing floor finish.**



Blockade areas to be stripped. Floors will become very slippery when stripper is applied. Exercise caution.

## Questions: 1-800-558-2332

Always wear personal protective equipment.