

RTD[®] Application Procedures

Use PERdiemTM/MC General Purpose Cleaner with Hydrogen Peroxide to clean hard surfaces as well as carpet.



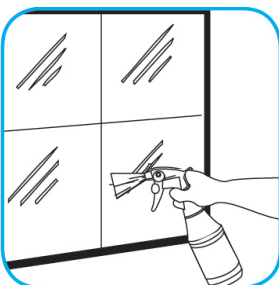
Fill mop bucket, spray bottle or automatic scrubbing machine from dispenser. Apply to surfaces to be cleaned. For use as a carpet spotter, prespray or extraction cleaner, apply to carpet, agitate and rinse with water. For autoscrubber use, trail mop behind machine to pick up any excess solution. Allow to dry.

Use Oxivir[®] Plus Disinfectant Cleaner Concentrate to clean and disinfect hard, non-porous surfaces.



Apply use solution. Let stand for 5 minutes. Wipe or allow to air dry.

Use Glance[®] NA Glass and Multi-Purpose Cleaner SC to clean mirror, chrome and glass surfaces.



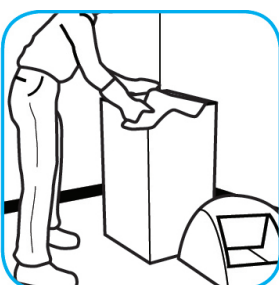
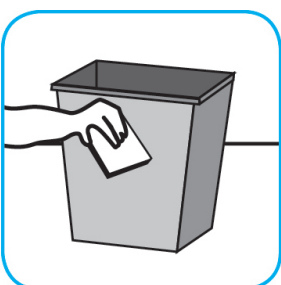
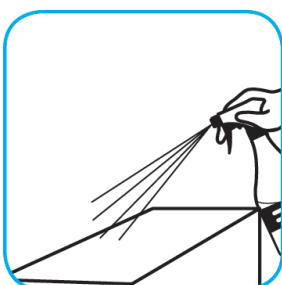
Spray onto surface. Wipe with a clean cloth or towel.

Use Crew[®] Bathroom Cleaner and Scale Remover as a non-corrosive formula deep cleans dirt and soap scum from bathroom and shower tiles, fixtures and most washable surfaces.



Apply to surfaces to be cleaned. Wipe with soft cloth or towel to remove soil and to dry. See label on original container for complete directions for use and additional information.

Use TempestTM/MC Solvent-Free Cleaner/Degreaser to clean most heavily soiled, hard surfaces.



Apply onto hard surface using spray bottle, mop/bucket or auto-scrubber. Allow to penetrate and lift soils. Pick up solution with clean cloth, mop, or auto-scrubber. Requires no rinsing.

Questions: 1-800-558-2332

Always wear personal protective equipment.

HD SUPPLY[®]