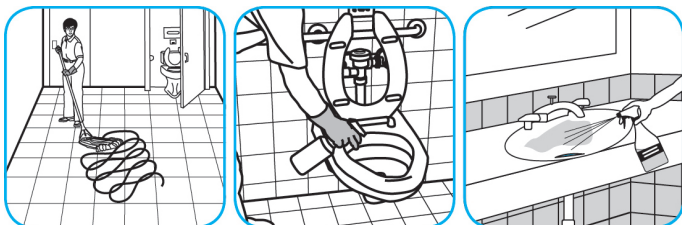


## J-Fill® Application Procedures



**Use Crew® Restroom Floor and Surface SC Non-Acid Disinfectant Cleaner to clean restroom toilets, sinks, floors and walls.**



Apply use-solution to hard, nonporous surfaces. Thoroughly wet surface with a cloth, mop, sponge, sprayer or by immersion. Allow to remain wet for 10 minutes. Wipe dry or allow to air dry.



**Use Glance® NA Glass and Multi-Purpose Cleaner to clean mirror, chrome and glass surfaces.**



Spray onto surface. Wipe with a clean cloth or towel.



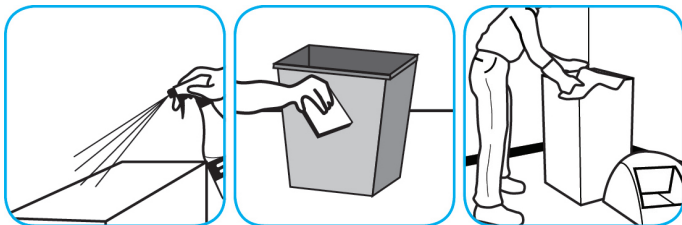
**Use Stride® Citrus HC Neutral Cleaner to clean floors and other hard surfaces.**



Fill mop bucket, spray bottle or automatic scrubbing machine from dispenser. Apply to surfaces to be cleaned. For auto scrubber use, trail mop behind machine to pick up any excess solution. Allow to dry.



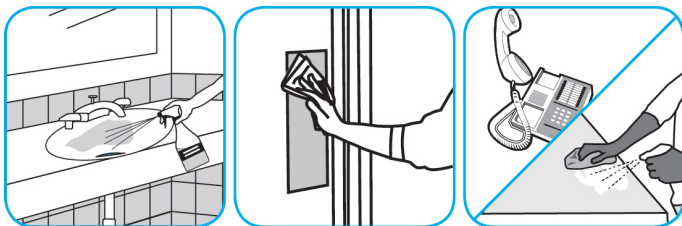
**Use Speedball™/MC 2000 Heavy-Duty Spray Cleaner Concentrate to clean hard surfaces but not glass, aluminum, or water based paint.**



Spray product on hard surfaces to be cleaned. Allow cleaner to penetrate and lift soils. Wipe with a clean cloth. Requires no rinsing.



**Use Virex® II 256 One-Step Disinfectant Cleaner and Deodorant to clean restroom toilets, sinks, floors and walls.**



Apply use-solution to hard, nonporous surfaces. Thoroughly wet surface with a cloth, mop, sponge, sprayer or by immersion. Allow to remain wet for 10 minutes. Wipe dry or allow to air dry.



**Use Alpha-HP® Multi-Surface Disinfectant Cleaner to clean, disinfect and deodorize in one easy step.**



Apply use-solution to hard, nonporous surfaces. Thoroughly wet surface with a cloth, mop, sponge, sprayer or by immersion. Allow to remain wet. Wipe dry or allow to air dry. See product label for complete directions.

## Questions: 1-800-558-2332

Always wear personal protective equipment.