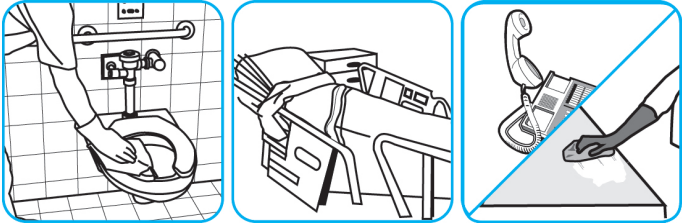


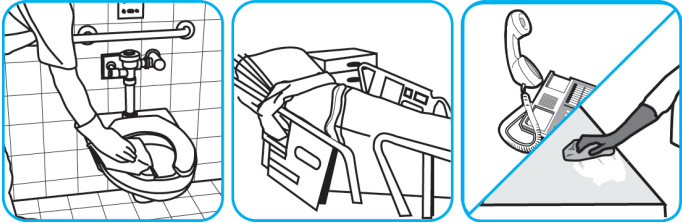
# Application Procedures

## Use Oxivir® 1 one-step cleaner disinfectant to wipe hard, non-porous surfaces.



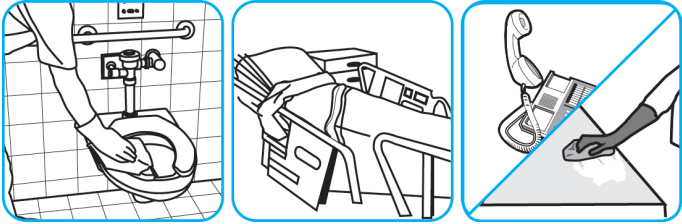
Pull wipe from canister, wipe surfaces, allowing them to stay wet for one minute.  
Allow to air dry or rinse according to use instructions on some surfaces.

## Use Oxivir® 1 one-step cleaner disinfectant to wipe hard, non-porous surfaces.



Pull wipe from canister, wipe surfaces, allowing them to stay wet for one minute.  
Allow to air dry or rinse according to use instructions on some surfaces.

## Use Oxivir® Tb one-step cleaner disinfectant to wipe hard, non-porous surfaces.



Pull wipe from canister, wipe surfaces, allowing them to stay wet for one minute.  
Allow to air dry or rinse according to use instructions on some surfaces.

Questions: 1-800-558-2332

Always wear personal protective equipment.