

Application Procedures



Use PERdiemTM/MC General Purpose Cleaner with Hydrogen Peroxide to clean hard surfaces as well as carpet.



Fill mop bucket, spray bottle or automatic scrubbing machine from dispenser. Apply to surfaces to be cleaned. For use as a carpet spotter, prespray or extraction cleaner, apply to carpet, agitate and rinse with water. For autoscrubber use, trail mop behind machine to pick up any excess solution. Allow to dry.



Use ProminenceTM/MC Heavy Duty Cleaner to remove soil from floors without dulling the appearance of the floor finish.



Dilute with cold water. For daily cleaning, use a spray bottle, mop and bucket or fill auto scrubber and use red pads. For Deep Scrubbing, fill auto scrubber and use green or blue pads. Pick up soil and excess cleaner with a tightly wrung out cleaning mop or cloth.



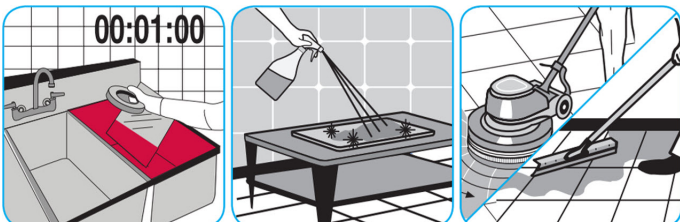
Use Alpha-HP® Multi-Surface Disinfectant Cleaner to clean, disinfect and deodorize in one easy step.



Apply use-solution to hard, nonporous surfaces. Thoroughly wet surface with a cloth, mop, sponge, sprayer or by immersion. Allow to remain wet. Wipe dry or allow to air dry. See product label for complete directions.



Use J-512TM/MC Sanitizer to sanitize washable hard, non-porous surfaces.



Apply use-solution to washable hard, non-porous surfaces: dishes, glassware, silverware, cooking utensils and plastic and other non-porous cutting boards. Spray or immerse objects for 1-2 minutes. Allow to air dry. See product label for complete directions.




Use BreakDownTM/MC Odor Eliminator Concentrate to treat malodors on carpet and hard surfaces.



For daily cleaning: use a spray bottle or mop and bucket to apply the use-solution to a surface, let the product dwell for best performance. For deodorizing: spray directly onto floors, urinals, toilets, trash receptacles and other surfaces. For use as a carpet spotter, apply to carpet, agitate and rinse with water. Do not spray into the air or use as an air freshener.



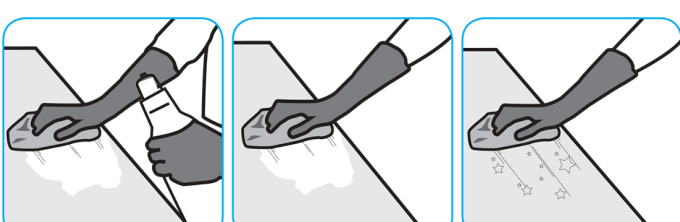
Use Suma® Break-Up® SC Heavy Duty Foaming Grease-Release Cleaner to clean food contact surfaces, including machinery, walls and floors.



To clean floors, apply by mop or brush and scrub. Rinse thoroughly with hot water. Wear long rubber gloves for manual cleaning. To clean equipment, soak parts. Use brush or sponge as necessary. Rinse.



Use Emerel Multi-Surface Creme Cleanser to remove stubborn spots, build-ups, scuffs, grease, rubber marks and soapscum without scratching the surface.



Shake bottle well and squeeze product directly onto surface or on to wet cloth, sponge, or brush. Loosen soil with rubbing action, rinse. For a bright shine, polish with soft dry cloth. Can be used on porcelain, ceramic, stainless steel and other washable surfaces. Do not use on natural wood.

Questions: 1-800-558-2332

Always wear personal protective equipment.