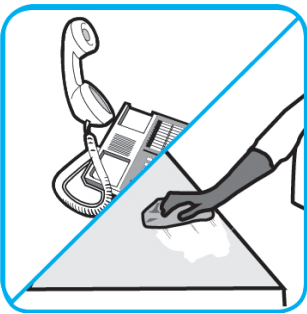





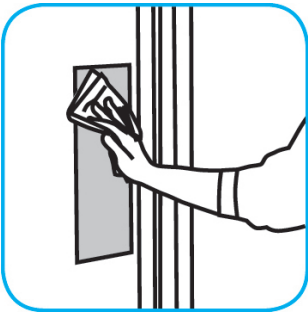
Application Procedures

Use Oxivir® Tb one-step cleaner disinfectant to wipe hard, non-porous surfaces.



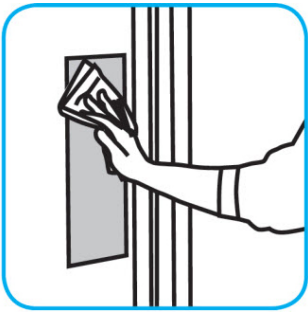
Pull wipe from canister, wipe surfaces, allowing them to stay wet for one minute. Allow to air dry or rinse according to use instructions on some surfaces.

Use Oxivir® Tb one-step cleaner disinfectant to clean and disinfect hard, non-porous surfaces.



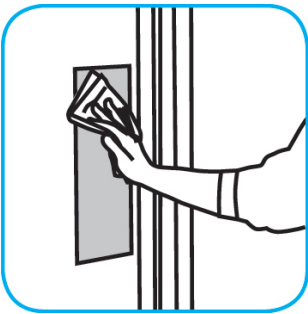
Apply product by spray. All surfaces must remain visibly wet for 1 minute. Use 5-minute contact time for TB and a 3 minute contact time for fungi. Air Dry, wipe surfaces to dry and remove any residue, or rinse with potable water as necessary.

Use Oxivir® Plus Disinfectant Cleaner Concentrate to clean and disinfect hard, non-porous surfaces.



Apply use solution. Let stand for 5 minutes. Wipe or allow to air dry.

Use Oxivir® Three 64 Multi-surface Disinfectant Cleaner and Deoderizer to clean and disinfect hard, non-porous surfaces.



Apply use solution. Let stand for 3 minutes. Wipe or allow to air dry.

Questions: 1-800-558-2332

Always wear personal protective equipment.