




J-Fill®

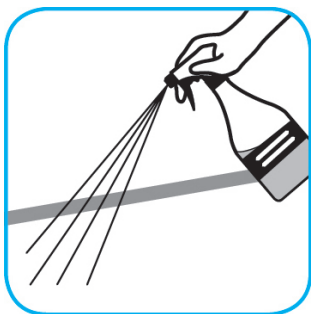
Application Procedures

Use Alpha-HP® Multi-Surface Disinfectant Cleaner to clean, disinfect and deodorize in one easy step.




Apply use-solution to hard, nonporous surfaces. Thoroughly wet surface with a cloth, mop, sponge, sprayer or by immersion. Allow to remain wet. Wipe dry or allow to air dry. See product label for complete directions.

Use BreakDown™/MC Odor Eliminator Concentrate to treat malodors on carpet and hard surfaces.




For daily cleaning: use a spray bottle or mop and bucket to apply the use-solution to a surface, let the product dwell for best performance. For deodorizing: spray directly onto floors, urinals, toilets, trash receptacles and other surfaces. For use as a carpet spotter, apply to carpet, agitate and rinse with water. Do not spray into the air or use as an air freshener.

Use Prominence™/MC Heavy Duty Cleaner to remove soil from floors without dulling the appearance of the floor finish.



Dilute with cold water. For daily cleaning, use a spray bottle, mop and bucket or fill auto scrubber and use red pads. For Deep Scrubbing, fill auto scrubber and use green or blue pads. Pick up soil and excess cleaner with a tightly wrung out cleaning mop or cloth.

Use Revive® Plus SC Maintainer/Rejuvenator daily to clean/maintain floors.



Fill mop bucket or auto scrubber from dispenser. Apply with mop or scrub floor with red pad or equivalent. Trail mop behind scrubber. Do not rinse the floor. Let floor dry completely.

Questions: 1-800-558-2332

Always wear personal protective equipment.

© 2018 Diversey, Inc. All Rights Reserved.
*The hummingbird and wing shape logo is a trademark of Diversey, Inc.

