



J-Fill®

Application Procedures




Use Alpha-HP® Multi-Surface Disinfectant Cleaner to clean, disinfect and deodorize in one easy step.



Apply use-solution to hard, nonporous surfaces. Thoroughly wet surface with a cloth, mop, sponge, sprayer or by immersion. Allow to remain wet. Wipe dry or allow to air dry. See product label for complete directions.



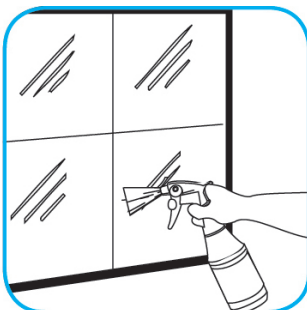
Use Crew® Bathroom Cleaner and Scale Remover to remove soap scum and hard water deposits. Do not use on natural wood or marble.



Dilute with cold water. Dispense use-solution into trigger spray or flip top bottle as needed. Apply with a damp cloth or directly on surface to be cleaned. Loosen soil with rubbing action. Rinse with cold water.




Use Glance® NA Glass and Multi-Purpose Cleaner Non-Ammoniated to clean mirror, chrome and glass surfaces.



Spray onto surface. Wipe with a clean cloth or towel.



Use Prominence™/MC Heavy Duty Cleaner to remove soil from floors without dulling the appearance of the floor finish.



Dilute with cold water. For daily cleaning, use a spray bottle, mop and bucket or fill auto scrubber and use red pads. For Deep Scrubbing, fill auto scrubber and use green or blue pads. Pick up soil and excess cleaner with a tightly wrung out cleaning mop or cloth.

Questions: 1-800-558-2332

Always wear personal protective equipment.