


## J-Fill® Application Procedures

**Use Stride® Citrus HC Neutral Cleaner to clean floors and other hard surfaces.**



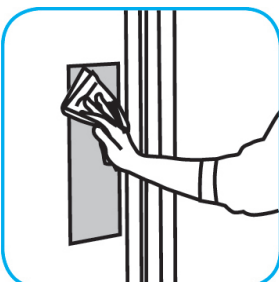
Fill mop bucket, spray bottle or automatic scrubbing machine from dispenser. Apply to surfaces to be cleaned. For auto scrubber use, trail mop behind machine to pick up any excess solution. Allow to dry.

**Use GP Forward® SC General Purpose Cleaner to clean any water-safe surface.**



Fill mop bucket, spray bottle or automatic scrubbing machine from dispenser. Apply to surfaces to be cleaned. For auto scrubber use, trail mop behind machine to pick up any excess solution. Allow to dry.

**Use Virex® II 256 One-Step Disinfectant Cleaner and Deodorant to clean restroom toilets, sinks, floors and walls.**



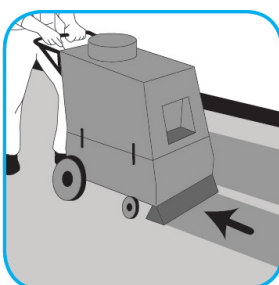
Apply use-solution to hard, nonporous surfaces. Thoroughly wet surface with a cloth, mop, sponge, sprayer or by immersion. Allow to remain wet for 10 minutes. Wipe dry or allow to air dry.

**Use Crew® Restroom Floor and Surface SC Non-Acid Disinfectant Cleaner to clean restroom toilets, sinks, floors and walls.**



Apply use-solution to hard, nonporous surfaces. Thoroughly wet surface with a cloth, mop, sponge, sprayer or by immersion. Allow to remain wet for 10 minutes. Wipe dry or allow to air dry.

**Use Extraction SC as a prespray, bonnet buff or extraction cleaner.**



Vacuum carpet first. Fill extractor solution tank with Extraction SC from dispenser. As needed, pre-spot with the appropriate spotter. Extract following equipment maker's operating instructions.

## Questions: 1-800-558-2332

Always wear personal protective equipment.