
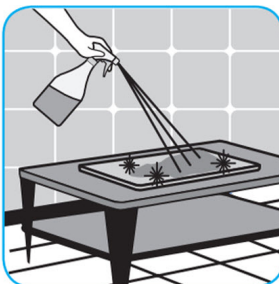





## Application Procedures

**Use J-512TM/MC Sanitizer to sanitize washable hard, non-porous surfaces.**



Apply use-solution to washable hard, non-porous surfaces: dishes, glassware, silverware, cooking utensils and plastic and other non-porous cutting boards. Spray or immerse objects for 1-2 minutes. Allow to air dry. See product label for complete directions.

**Use Revive® Plus SC Maintainer/Rejuvenator daily to clean/maintain floors.**




Fill mop bucket or auto scrubber from dispenser. Apply with mop or scrub floor with red pad or equivalent. Trail mop behind scrubber. Do not rinse the floor. Let floor dry completely.

**Use Crew® Bathroom Cleaner and Scale Remover as a non-corrosive formula deep cleans dirt and soap scum from bathroom and shower tiles, fixtures and most washable surfaces.**



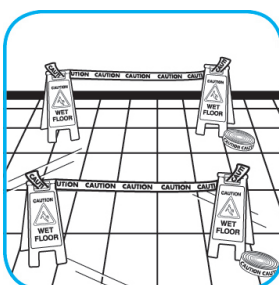
Apply to surfaces to be cleaned. Wipe with soft cloth or towel to remove soil and to dry. See label on original container for complete directions for use and additional information.

**Use Suma® Break-Up® SC Heavy Duty Foaming Grease-Release Cleaner to clean food contact surfaces, including machinery, walls and floors.**



To clean floors, apply by mop or brush and scrub. Rinse thoroughly with hot water. Wear long rubber gloves for manual cleaning. To clean equipment, soak parts. Use brush or sponge as necessary. Rinse.

**Use Pro Strip® SC High Efficiency Floor Stripper to remove existing floor finish.**



Blockade areas to be stripped. Floors will become very slippery when stripper is applied. Exercise caution.

## Questions: 1-800-558-2332

Always wear personal protective equipment.