


# J-Fill®

## Application Procedures



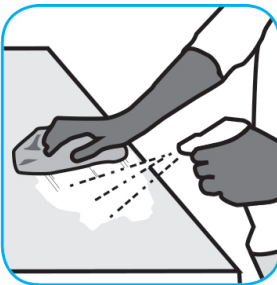

**Use PERdiem™/MC General Purpose Cleaner with Hydrogen Peroxide to clean hard surfaces as well as carpet.**



Dilute with cold water. For daily cleaning, use a mop and bucket or fill auto scrubber and use red pads. For Deep Scrubbing, fill auto scrubber and use green or blue pads. Pick-up soil and excess cleaner with a tightly wrung-out cleaning mop.



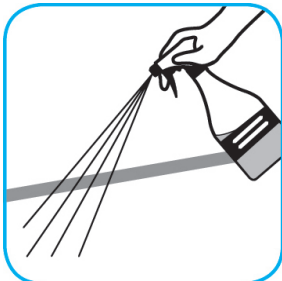
**Use Prominence™/MC Heavy Duty Cleaner to remove soil from floors without dulling the appearance of the floor finish.**



Dilute with cold water. For daily cleaning, use a spray bottle, mop and bucket or fill auto scrubber and use red pads. For Deep Scrubbing, fill auto scrubber and use green or blue pads. Pick up soil and excess cleaner with a tightly wrung out cleaning mop or cloth.



**Use BreakDown™/MC Odor Eliminator Concentrate to treat malodors on carpet, hard surfaces and as a room spray.**



Spray into the air or onto surfaces where odors are noticeable.



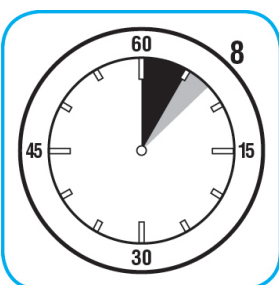
**Use Crew® Restroom Floor and Surface SC Non-Acid Disinfectant Cleaner to clean restroom toilets, sinks, floors and walls.**



Apply use-solution to hard, nonporous surfaces. Thoroughly wet surface with a cloth, mop, sponge, sprayer or by immersion. Allow to remain wet for 10 minutes. Wipe dry or allow to air dry.



**Use Spitfire® SC Power Cleaner to clean most heavily soiled, hard surfaces.**



Spray onto hard surface. Allow to penetrate and lift soils. Wipe with a clean cloth. Requires no rinsing. Do not use on glass, aluminum and water-based paint.

**Questions: 1-800-558-2332**

Always wear personal protective equipment.

© 2016 Sealed Air Corporation. All Rights Reserved.