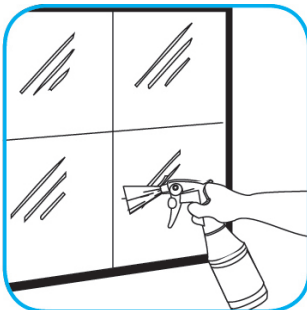




# RTD®

## Application Procedures

**Use Glance® NA Glass and Multi-Purpose Cleaner Non-Ammoniated to clean mirror, chrome and glass surfaces.**



Spray onto surface. Wipe with a clean cloth or towel.

**Use Alpha-HP® Multi-Surface Disinfectant Cleaner to clean, disinfect and deodorize in one easy step.**



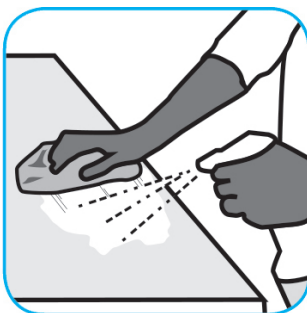

Apply use-solution to hard, nonporous surfaces. Thoroughly wet surface with a cloth, mop, sponge, sprayer or by immersion. Allow to remain wet. Wipe dry or allow to air dry. See product label for complete directions.

**Use Crew® Bathroom Cleaner and Scale Remover as a non-corrosive formula deep cleans dirt and soap scum from bathroom and shower tiles, fixtures and most washable surfaces.**



Apply to surfaces to be cleaned. Wipe with soft cloth or towel to remove soil and to dry. See label on original container for complete directions for use and additional information.

**Use Prominence™/MC Heavy Duty Cleaner to remove soil from floors without dulling the appearance of the floor finish.**



Dilute with cold water. For daily cleaning, use a spray bottle, mop and bucket or fill auto scrubber and use red pads. For Deep Scrubbing, fill auto scrubber and use green or blue pads. Pick up soil and excess cleaner with a tightly wrung out cleaning mop or cloth.

## Questions: 1-800-558-2332

Always wear personal protective equipment.

