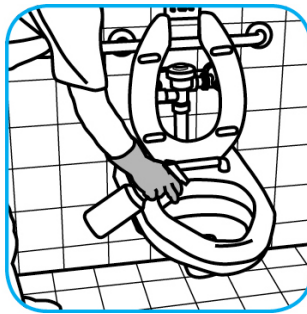
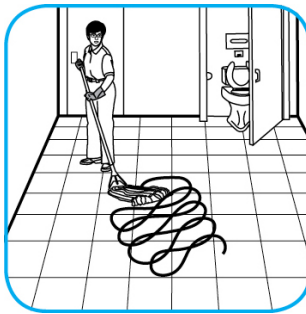


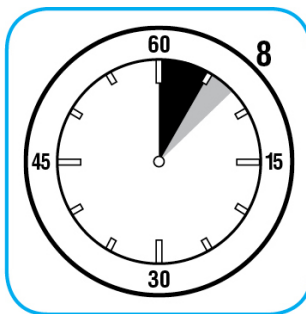
RTD® Application Procedures

Use PERdiem™/MC General Purpose Cleaner with Hydrogen Peroxide to clean hard surfaces as well as carpet.



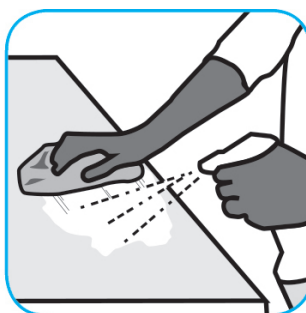

Fill mop bucket, spray bottle or automatic scrubbing machine from dispenser. Apply to surfaces to be cleaned. For use as a carpet spotter, prespray or extraction cleaner, apply to carpet, agitate and rinse with water. For autoscrubber use, trail mop behind machine to pick up any excess solution. Allow to dry.

Use Suma® Break-Up® SC Heavy Duty Foaming Grease-Release Cleaner to clean food contact surfaces, including machinery, walls and floors.



To clean floors, apply by mop or brush and scrub. Rinse thoroughly with hot water. Wear long rubber gloves for manual cleaning. To clean equipment, soak parts. Use brush or sponge as necessary. Rinse.

Use Prominence™/MC Heavy Duty Cleaner to remove soil from floors without dulling the appearance of the floor finish.



Dilute with cold water. For daily cleaning, use a spray bottle, mop and bucket or fill auto scrubber and use red pads. For Deep Scrubbing, fill auto scrubber and use green or blue pads. Pick up soil and excess cleaner with a tightly wrung out cleaning mop or cloth.

Questions: 1-800-558-2332

Always wear personal protective equipment.