



J-Fill®

Application Procedures



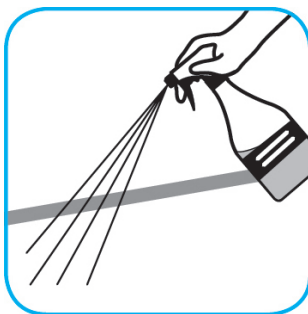
Use Virex® Plus One-Step Disinfectant Cleaner and Deodorant to clean restroom toilets, sinks, floors and walls.



Apply use-solution to hard, nonporous surfaces. Thoroughly wet surface with a cloth, mop, sponge, sprayer or by immersion. Allow to remain wet for 3 minutes. Wipe dry or allow to air dry.




Use BreakDown™/MC Odor Eliminator Concentrate to treat malodors on carpet and hard surfaces.



For daily cleaning: use a spray bottle or mop and bucket to apply the use-solution to a surface, let the product dwell for best performance. For deodorizing: spray directly onto floors, urinals, toilets, trash receptacles and other surfaces. For use as a carpet spotter, apply to carpet, agitate and rinse with water. Do not spray into the air or use as an air freshener.



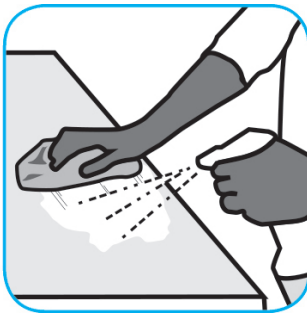

Use Crew® Bathroom Cleaner and Scale Remover to remove soap scum and hard water deposits. Do not use on natural wood or marble.



Dilute with cold water. Dispense use-solution into trigger spray or flip top bottle as needed. Apply with a damp cloth or directly on surface to be cleaned. Loosen soil with rubbing action. Rinse with cold water.



Use Prominence™/MC Heavy Duty Cleaner to remove soil from floors without dulling the appearance of the floor finish.



Dilute with cold water. For daily cleaning, use a spray bottle, mop and bucket or fill auto scrubber and use red pads. For Deep Scrubbing, fill auto scrubber and use green or blue pads. Pick up soil and excess cleaner with a tightly wrung out cleaning mop or cloth.

Questions: 1-800-558-2332

Always wear personal protective equipment.