

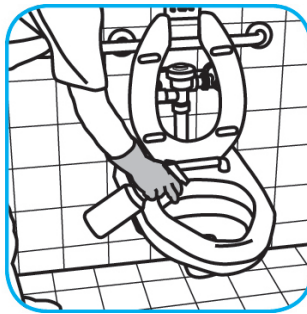


J-Fill®

Application Procedures



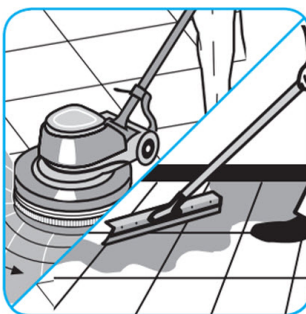
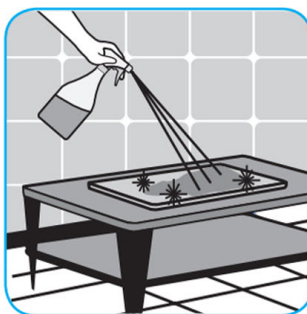
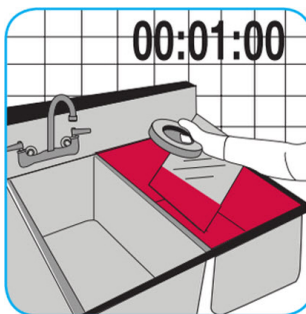
Use Crew® Restroom Floor and Surface SC Non-Acid Disinfectant Cleaner to clean restroom toilets, sinks, floors and walls.



Apply use-solution to hard, nonporous surfaces. Thoroughly wet surface with a cloth, mop, sponge, sprayer or by immersion. Allow to remain wet for 10 minutes. Wipe dry or allow to air dry.



Use J-512™/MC Sanitizer to sanitize washable hard, non-porous surfaces.



Apply use-solution to washable hard, non-porous surfaces: dishes, glassware, silverware, cooking utensils and plastic and other non-porous cutting boards. Spray or immerse objects for 1-2 minutes. Allow to air dry. See product label for complete directions.




Use Prominence™/MC Heavy Duty Cleaner to remove soil from floors without dulling the appearance of the floor finish.



Dilute with cold water. For daily cleaning, use a spray bottle, mop and bucket or fill auto scrubber and use red pads. For Deep Scrubbing, fill auto scrubber and use green or blue pads. Pick up soil and excess cleaner with a tightly wrung out cleaning mop or cloth.



Use Suma® Break-Up® SC Heavy Duty Foaming Grease-Release Cleaner to clean food contact surfaces, including machinery, walls and floors.



To clean floors, apply by mop or brush and scrub. Rinse thoroughly with hot water. Wear long rubber gloves for manual cleaning. To clean equipment, soak parts. Use brush or sponge as necessary. Rinse.

Questions: 1-800-558-2332

Always wear personal protective equipment.