


# J-Fill®

## Application Procedures




**Use Alpha-HP® Multi-Surface Disinfectant Cleaner to clean, disinfect and deodorize in one easy step.**



Apply use-solution to hard, nonporous surfaces. Thoroughly wet surface with a cloth, mop, sponge, sprayer or by immersion. Allow to remain wet. Wipe dry or allow to air dry. See product label for complete directions.



**Use Prominence™/MC Heavy Duty Cleaner to remove soil from floors without dulling the appearance of the floor finish.**



Dilute with cold water. For daily cleaning, use a spray bottle, mop and bucket or fill auto scrubber and use red pads. For Deep Scrubbing, fill auto scrubber and use green or blue pads. Pick up soil and excess cleaner with a tightly wrung out cleaning mop or cloth.




**Use Glance® NA Glass and Multi-Purpose Cleaner Non-Ammoniated to clean mirror, chrome and glass surfaces.**



Spray onto surface. Wipe with a clean cloth or towel.



**Use Revive® Plus SC Maintainer/Rejuvenator daily to clean/maintain floors.**



Fill mop bucket or auto scrubber from dispenser. Apply with mop or scrub floor with red pad or equivalent. Trail mop behind scrubber. Do not rinse the floor. Let floor dry completely.



**Use Good Sense® HC Liquid Air Freshener - Fresh to treat malodors on carpet, hard surfaces and as a room spray.**



Spray into the air or onto surfaces where odors are noticeable.

**Questions: 1-800-558-2332**

Always wear personal protective equipment.