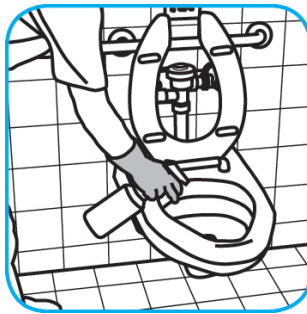


# J-Fill®

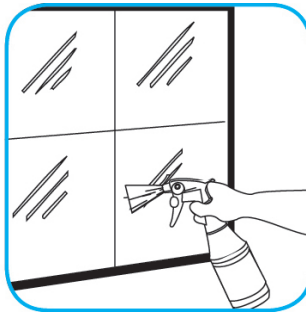
## Application Procedures

**Use R2 Plus Hygienic Hard Surface Cleaner to clean restroom toilets, sinks, floors and walls.**



Apply use-solution to hard, nonporous surfaces. Thoroughly wet surface with a cloth, mop, sponge, sprayer or by immersion. Allow to remain wet for 10 minutes. Wipe dry or allow to air dry.

**Use R3 Plus Glass and Multi-Surface Cleaner to clean mirrors, chrome and glass surfaces.**



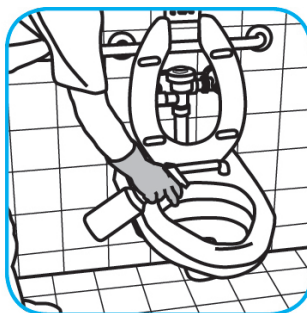
Spray onto surface. Wipe with a clean cloth or towel.

**Use R5 Plus to treat malodors to treat malodors on carpet, hard surfaces and as a room spray.**



Spray into the air or onto surfaces where odors are noticeable.

**Use R9 Plus Acidic Bathroom Cleaner to clean restroom toilets, sinks, floors and walls.**



Apply use-solution on a damp cloth or directly on the surface to be cleaned and let dwell for several seconds. Agitate soils with a cloth or non-abrasive cleaning pad. Rinse surface with clear, cold water. Polish with a dry soft cloth. Do not use on natural wood, marble, stone.

**Questions: 1-800-558-2332**

Always wear personal protective equipment.

© 2016 Sealed Air Corporation. All Rights Reserved.