

Application Procedures



Use Virex® II 256 One-Step Disinfectant Cleaner and Deodorant to clean restroom toilets, sinks, floors and walls.



Apply use-solution to hard, nonporous surfaces. Thoroughly wet surface with a cloth, mop, sponge, sprayer or by immersion. Allow to remain wet for 10 minutes. Wipe dry or allow to air dry.



Use Oxivir® Five 16 Concentrate One Step Disinfectant Cleaner to clean and disinfect hard, non-porous surfaces.



Apply use solution. Let stand for 5 minutes. Wipe or allow to air dry.



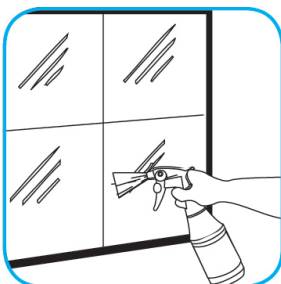
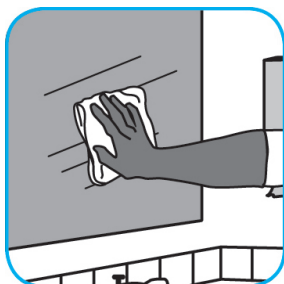
Use Crew® NA SC Non-Acid Bowl and Bathroom Disinfectant Cleaner to clean restroom toilets, sinks, floors and walls.



Apply use-solution to hard, nonporous surfaces. Thoroughly wet surface with a cloth, mop, sponge, sprayer or by immersion. Allow to remain wet for 10 minutes. Wipe dry or allow to air dry.



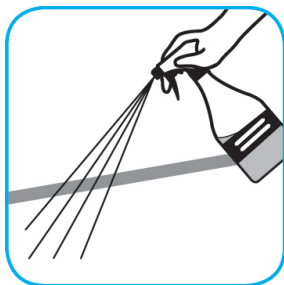
Use Glance® NA Glass and Multi-Purpose Cleaner to clean mirror, chrome and glass surfaces.



Spray onto surface. Wipe with a clean cloth or towel.



Use Good Sense® HC Liquid Air Freshener - Fresh to treat malodors on carpet, hard surfaces and as a room spray.



Spray into the air or onto surfaces where odors are noticeable.

Questions: 1-800-558-2332

Always wear personal protective equipment.