





# J-Fill®

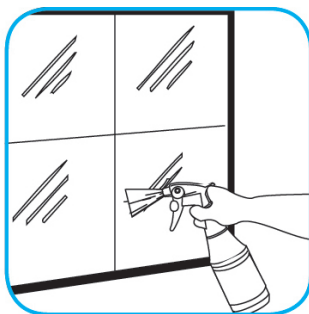
## Application Procedures

**Use Alpha-HP® Multi-Surface Disinfectant Cleaner to clean, disinfect and deodorize in one easy step.**



Apply use-solution to hard, nonporous surfaces. Thoroughly wet surface with a cloth, mop, sponge, sprayer or by immersion. Allow to remain wet. Wipe dry or allow to air dry. See product label for complete directions.

**Use Glance® NA Glass and Multi-Purpose Cleaner to clean mirror, chrome and glass surfaces.**



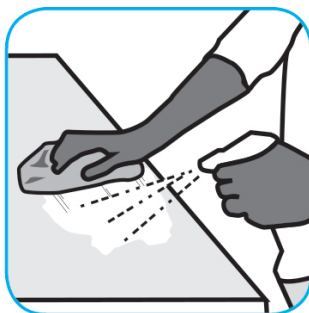

Spray onto surface. Wipe with a clean cloth or towel.

**Use R9 Plus Acidic Bathroom Cleaner to clean restroom toilets, sinks, floors and walls.**



Apply use-solution on a damp cloth or directly on the surface to be cleaned and let dwell for several seconds. Agitate soils with a cloth or non-abrasive cleaning pad. Rinse surface with clear, cold water. Polish with a dry soft cloth. Do not use on natural wood, marble, stone.

**Use Prominence™/MC Heavy Duty Cleaner to remove soil from floors without dulling the appearance of the floor finish.**



Dilute with cold water. For daily cleaning, use a spray bottle, mop and bucket or fill auto scrubber and use red pads. For Deep Scrubbing, fill auto scrubber and use green or blue pads. Pick up soil and excess cleaner with a tightly wrung out cleaning mop or cloth.

## Questions: 1-800-558-2332

Always wear personal protective equipment.