



J-Fill®

Application Procedures

Use Alpha-HP® Multi-Surface Cleaner to clean hard surfaces and carpet.




Spray onto surface. Wipe with a clean cloth or towel. For Carpet Spotting: Apply to carpet spot, agitate and rinse with water. For Prespray Cleaning: Apply product to area to be cleaned using a pressurized hand held sprayer. Extract thoroughly with water.

Use Crew® Restroom Floor and Surface SC Non-Acid Disinfectant Cleaner to clean restroom toilets, sinks, floors and walls.




Apply use-solution to hard, nonporous surfaces. Thoroughly wet surface with a cloth, mop, sponge, sprayer or by immersion. Allow to remain wet for 10 minutes. Wipe dry or allow to air dry.

Use Alpha-HP® Multi-Surface Disinfectant Cleaner to clean, disinfect and deodorize in one easy step.



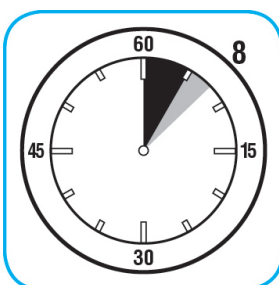
Apply use-solution to hard, nonporous surfaces. Thoroughly wet surface with a cloth, mop, sponge, sprayer or by immersion. Allow to remain wet. Wipe dry or allow to air dry. See product label for complete directions.

Use Stride® Citrus HC Neutral Cleaner to clean floors and other hard surfaces.



Fill mop bucket, spray bottle or automatic scrubbing machine from dispenser. Apply to surfaces to be cleaned. For auto scrubber use, trail mop behind machine to pick up any excess solution. Allow to dry.

Use Spitfire® SC Power Cleaner to clean most heavily soiled, hard surfaces.



Spray onto hard surface. Allow to penetrate and lift soils. Wipe with a clean cloth. Requires no rinsing. Do not use on glass, aluminum and water-based paint.

Questions: 1-800-558-2332

Always wear personal protective equipment.